



# **Virginia's Homeless Programs 2017-18 Program Year**

**A Report to the  
House Appropriations  
and  
Senate Finance Committees**



**Main Street Centre  
600 East Main Street, Suite 300  
Richmond, VA 23219**

# Table of Contents

**EXECUTIVE SUMMARY.....3**

**CONDITIONS.....6**

**VIRGINIA’S HOMELESS PLAN.....8**

**HOMELESS PROGRAMS.....9**

    Virginia Homeless Solutions Program..... 10

    Housing Opportunities for Persons with AIDS (HOPWA).....20

**HOUSING TRUST FUND.....22**

**CONCLUSION.....25**

**This report serves as a means to report overall conditions and progress made related to the administration of the State’s homeless programs in compliance with HB 5002, Budget Item 105 B of Virginia Acts of Assembly, 2018 Chapter 2.**

*B. The department shall report to the Chairmen of the Senate Finance, the House Appropriations Committees, and the Director, Department of Planning and Budget, by November 4 of each year on the state's homeless programs, including, but not limited to, the number of (i) emergency shelter beds, (ii) transitional housing units, (iii) single room occupancy dwellings, (iv) homeless intervention programs, (v) homeless prevention programs, and (vi) the number of homeless individuals supported by the permanent housing state funding on a locality and statewide basis and the accomplishments achieved by the additional state funding provided to the program in the first year. The report shall also include the number of Virginians served by these programs, the costs of the programs, and the financial and in-kind support provided by localities and nonprofit groups in these programs. In preparing the report, the department shall consult with localities and community-based groups.*

## Executive Summary

The Department of Housing and Community Development (DHCD) administers the Commonwealth of Virginia's homeless assistance resources (state and federal). These resources include approximately \$16 million in state and federal annual funding:

- To reduce the number of individuals/households who become homeless;
- To shorten the length of time an individual or household is homeless; and
- To reduce the number of individuals/households who return to homelessness.

In the spring of 2017, DHCD released a renewal grant application that combined state and federal funding sources (HUD's Emergency Solutions Grant and Housing Opportunities for Persons with AIDS/HIV along with State General Funds for homeless assistance and homeless prevention). In order to apply and receive these funds, communities were required to submit community-based applications that outlined a local spending plan where specific activities and grantees were identified. DHCD continued to contract with individual organizations that provide assistance to each community's homeless crisis response system.

Virginia continues to make progress toward the aforementioned goals. Each year during the last ten days in January, Virginia participates in a national point-in-time (PIT) count to identify the number of homeless persons who are sheltered and unsheltered. This count provides a 24-hour snapshot of those who are experiencing homelessness in Virginia. DHCD collects, aggregates, and analyzes state level PIT data to inform grant making, best practices, and trends across the commonwealth. The 2018 numbers reported here are preliminary, as HUD has not released the official PIT report upon the writing of this report.

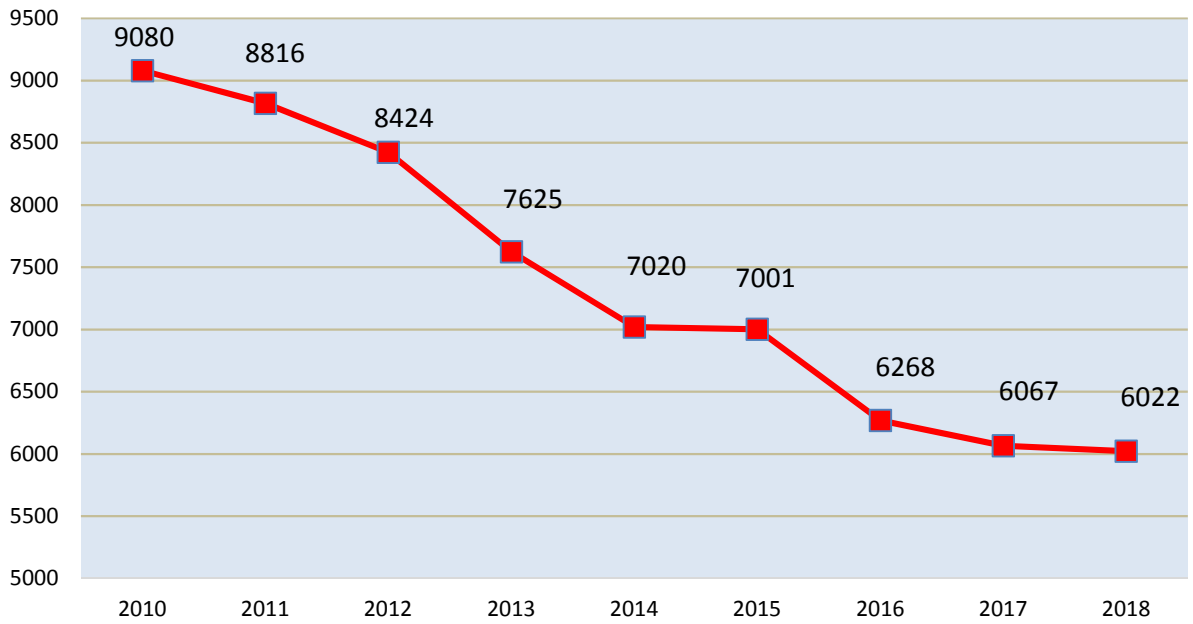
The 2018 PIT count <sup>(1)</sup> on January 24, identified 6,022 persons (adults and children) who were experiencing homelessness. Since 2010, there has been a 33.6 percent decrease in the number of homeless persons, a 44 percent decrease in households with children, and a 46 percent decrease in chronic homeless identified during the PIT count. In addition, since 2011, there has been a 47.5 percent decrease in veteran homelessness with a 48 percent decrease in unsheltered veterans.

---

(1) 2018 PIT count numbers are preliminary

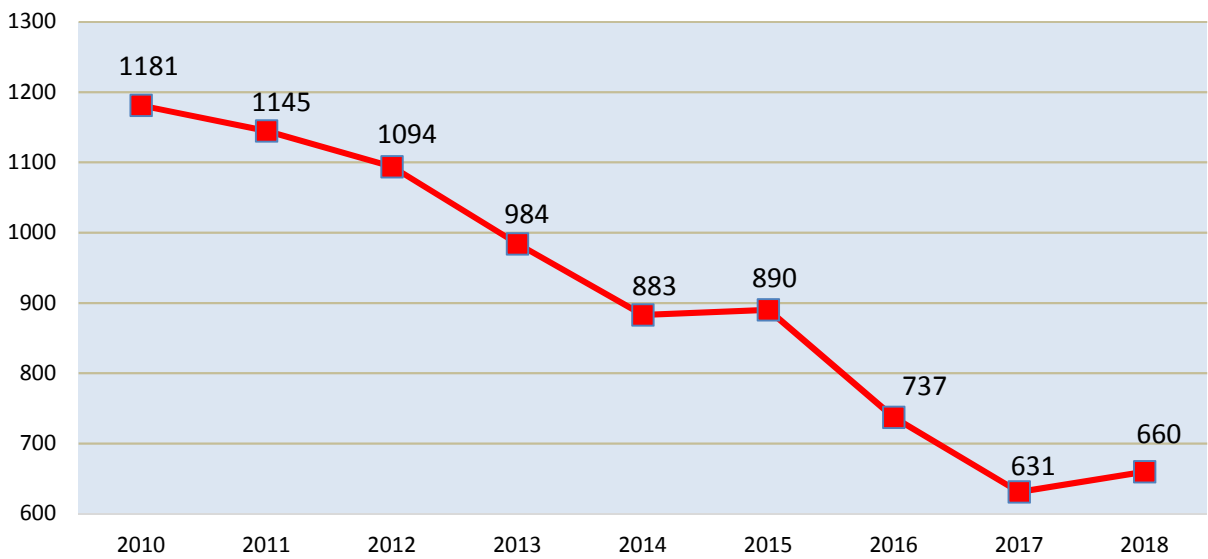
### Total Homeless Persons

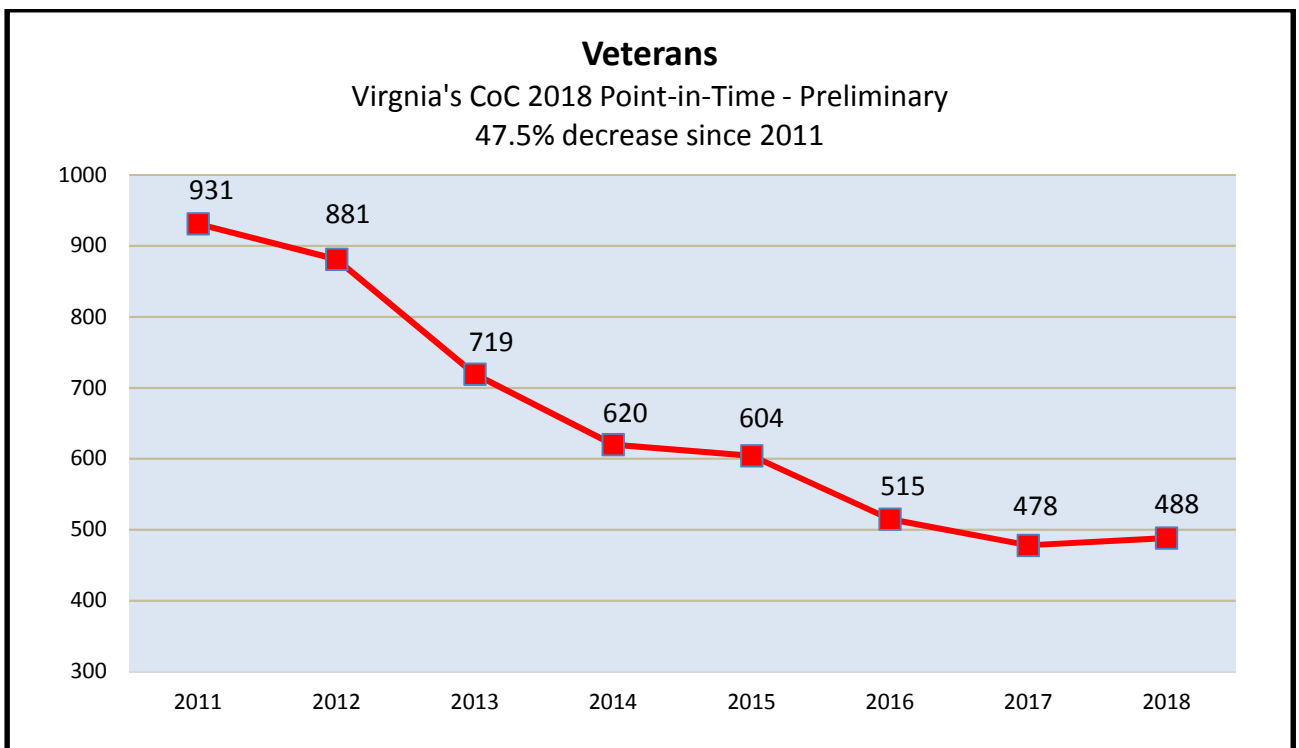
Virginia's CoC January 2018 Point-in-Time Count - Preliminary  
33.6% decrease since 2010



### Households with Adults and Children

Virginia's CoC January 2018 Point-in-Time Count - Preliminary  
44% decrease since 2010





DHCD directly addresses the problems associated with homelessness by administering several funding sources. During the 2017-18 program year, DHCD administered the following:

- **Virginia Housing Solutions Program (VHSP)**
  - A \$15.2 million grant comprised of State General Funds and Department of Housing and Urban Development (HUD) Emergency Solutions Grant funds
  - Eligible activities include outreach, homeless prevention, rapid re-housing, emergency shelter, Homeless Management Information System (HMIS), coordinated access/entry, and Continuum of Care (CoC) planning
- **Housing Opportunities to Persons with AIDS/HIV (HOPWA)**
  - Approximately \$850,000 in federal funds through HUD funding was distributed through seven project sponsors across the state to serve 210 unduplicated households with HIV/AIDS through housing subsidy assistance
  - 247 households received supportive services, including case management, transportation, and food assistance

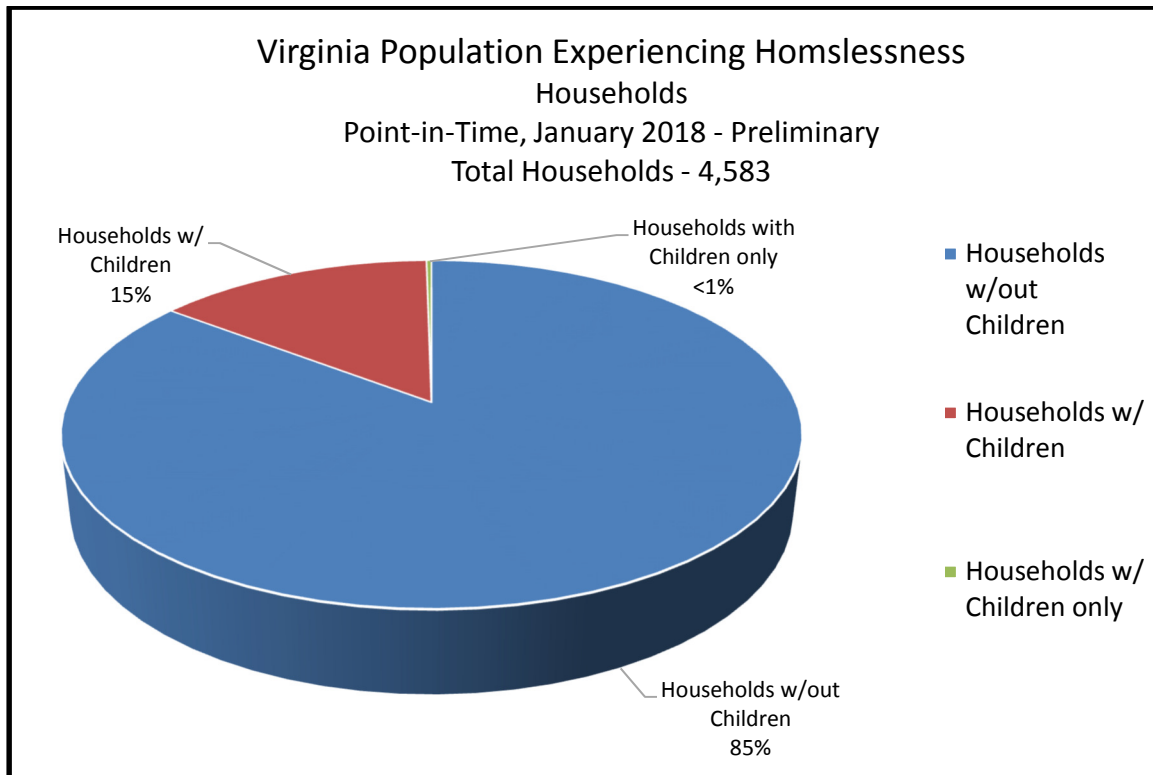
## Conditions

Every year each Continuum of Care (CoC) across the state participates in an annual point-in-time count of sheltered and unsheltered persons experiencing homelessness. Sheltered persons are individuals (including children and unaccompanied youth) sleeping in emergency shelters, transitional housing, or using a hotel/motel voucher paid for by an organization. Unsheltered individuals (including children and unaccompanied youth) are sleeping in a place not meant for human habitation, such as cars, parks, sidewalks, abandoned buildings, or on the street.

The January 2018 point-in-time count identified 6,022 individuals (4,583 households) as experiencing homelessness (2). Approximately, 72 percent of these individuals were in emergency shelters, 13 percent were in transitional shelter programs, one percent were in safe haven shelters, and 15 percent were unsheltered at the time of the count.

The number of individuals experiencing homelessness over an entire year is typically four to five times the point-in-time count total. In this case, an estimated 27,000 individuals in Virginia experienced homelessness at some point throughout the year.

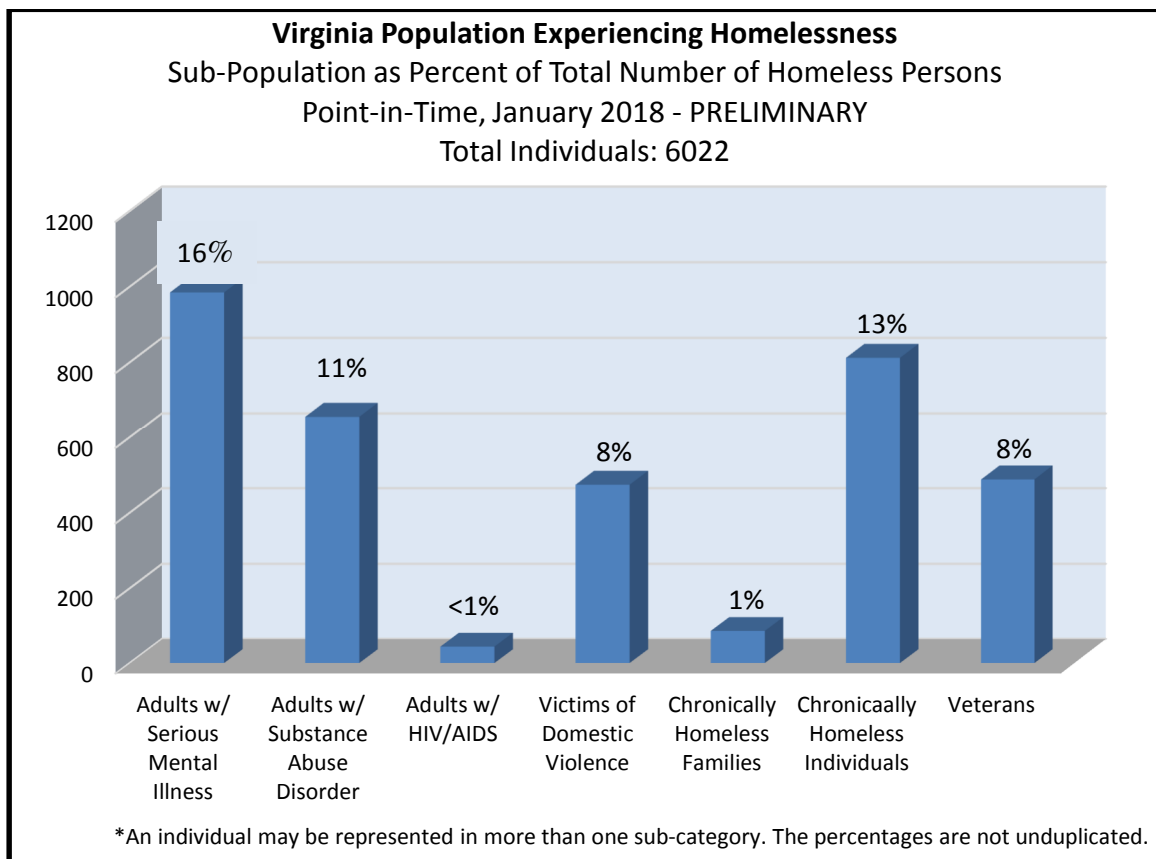
Approximately 15 percent of households experiencing homelessness during the point-in-time count included households with dependent children.



(2) 2018 PIT count numbers are preliminary

Based on data reported from the 2018 point-in-time count, 14 percent (898) of individuals were chronically homeless. This is based on the HUD definition of chronic homelessness published in December 2015 as, “a homeless individual with a disabling condition or family where the head of household has a disabling condition and who has either been continuously homeless for a year or more, or has had at least four episodes of homelessness that equal a year’s time in the past three years.”

Notably, eight percent of the homeless population in Virginia were reportedly veterans, and eight percent were victims of domestic violence. Beginning in 2018, HUD required a new definition for domestic violence as – actively fleeing domestic violence or sexual assault. In addition, 16 percent of those experiencing homelessness were seriously mentally ill and 11 percent were reported as experiencing chronic substance abuse. Individuals may fall into multiple subpopulations. For example, an individual may be a veteran who also experiences serious mental illness.



DHCD has provided technical assistance and guidance to Continua of Care (CoCs) throughout Virginia to help establish a systemic approach to ending homelessness. Through these efforts, Virginia’s CoCs have developed coordinated intake/entry, stronger partnerships with veteran specific organizations, new connections with healthcare and criminal justice systems, and housing first policies and procedures. This systemic approach to the homeless

crisis response system has led to an almost 34 percent decrease in homelessness since 2010.

## **Virginia's Homeless Plan**

Since April 2010, when Governor Bob McDonnell signed Executive Order 10 creating a Housing Policy Framework, the Governor's Coordinating Council on Homelessness (GCCH) has been working to leverage and maximize state resources, coordinate and share resources across state agencies; and to target resources across the state to reduce and end homelessness.

The McAuliffe administration advanced efforts through Executive Order 32, which continued the commonwealth's focus on a housing policy agenda that included specific strategies adopted by the Governor's Coordinating Council on Homelessness (GCCH) to address homelessness. Those strategies included:

1. Promote the use of rapid re-housing as an effective intervention for many experiencing homelessness;
2. Promote the expansion of permanent supportive housing units to address those experiencing chronic homelessness;
3. Prevent and end youth and young adult homelessness (strategic plan adopted);
4. End veteran homelessness statewide by achieving the criteria and benchmarks outlined by the US Interagency Council on Homelessness published on October 1, 2015;
5. Increase access to substance abuse and mental health treatment;
6. Assess and improve discharge policies and procedures for hospitals, mental health, and correctional facilities. Promote the use of rapid re-housing as an effective intervention for many experiencing homelessness;

Under the Northam administration, the GCCH continues to work on ending homelessness and advancing efforts based on previous successes such as being the first state to functionally end veteran homelessness.

The GCCH has approved a Homeless Unaccompanied Youth Assessment, has made significant progress in piloting a Homeless Management Information System (HMIS) cloud warehouse, and has increased permanent supportive housing for those who are chronically homeless with substance use and/or severe mental illness.

The Youth Committee recommended and the GCCH approved a plan to do a statewide assessment with the following objectives:

- Determine how unaccompanied youth and young adults are currently identified in communities across the state
- Determine what data is collected, if any, regarding characteristics of the youth and young adults
- Identify communities that are focusing on youth/young adult homelessness
- Determine the feasibility of conducting pilot projects within two communities currently focused on youth/young adult homelessness



- Determine what financial resources are needed to cover the costs of technical assistance
- Request technical assistance from the United States Interagency Council on Homelessness (USICH), the National Alliance to End Homelessness, and School House Connection regarding the assessment and the development of pilot projects, if determined feasible

The HMIS data merge pilot project is a collaborative effort of DHCD, Homeward, The Planning Council, and HUD technical assistance providers (Cloudburst and Green River). Homeward and The Planning Council are the HMIS leads for eight CoCs across Virginia that are participating the pilot data integration cloud warehouse project.

This project will provide:

- Statewide (for half of the state in the pilot) and local view of homelessness almost instantaneously (i.e., with an interactive dashboard)
- A better understanding of which communities might need assistance (e.g., to address chronic homelessness, veterans, families, youth) and identify community successes
- Opportunities to drive sustainable partnerships with other systems of care
- The ability to create reports at a state level

Permanent supportive housing (PSH) is considered to be a viable solution for not only the chronically homeless but the intellectually/developmentally disabled and seriously mentally ill populations as well. Therefore, a state level initiative to increase PSH was established and continues to work collaboratively to ensure coordination and alignment of efforts. Participating agencies are the Department of Housing and Community Development, Department of Behavioral Health and Developmental Services, Department of Medical Assistance Services, Department of Social Services, Department of Health, Department of Aging and Rehabilitative Services, and Virginia Housing Development Authority with input from a strategy group that includes a wide range of stakeholders including representatives from local jails, nonprofit and advocacy groups.

The coordinating council will continue to work with the CoCs and local planning groups across the commonwealth to implement proven strategies and achieve the goal of ending homelessness statewide.

## **Homeless Programs**

DHCD administers approximately \$16 million annually for homeless assistance programs. This includes approximately \$12.4 million in state general funds that leverage approximately \$3.6 million in federal funds to address the issues and needs of those experiencing homelessness in Virginia.

DHCD received \$2.7 million in federal funding from HUD’s Emergency Solutions Grant (ESG) program and approximately \$730,000 in Housing Opportunities for Persons with AIDS (HOPWA) program. The federal Emergency Solutions Grant (ESG) program is leveraged along with the State General Funds to support homeless assistance across the commonwealth through the Virginia Homeless Solutions Program (VHSP). The HOPWA program prevents homelessness among low-income individuals with HIV/AIDS and their families.

<b>DHCD - Administered Homeless Programs 2017-2018 Program Year Allocation</b>		
<b>Program</b>	<b>Source</b>	<b>2017-2018 Allocation</b>
Virginia Homeless Solutions Program (VHSP)	Federal- HUD and State-General Funds	<b>\$15,204,114</b>
• <i>General Homeless Service Funds</i>	<i>State</i>	<i>\$12,451,820</i>
• <i>Emergency Solutions Grant (ESG)</i>	<i>Federal -HUD</i>	<i>\$2,752,294</i>
Housing Opportunities for Persons with AIDS (HOPWA)	Federal -HUD	<b>\$849,580</b>

### ***Virginia Homeless Solutions Program***

The Virginia Homeless Solutions Program (VHSP) is approximately \$15.2 million, a combination of state and federal funding for shelter operations, rapid re-housing and housing stabilization, homeless prevention, coordinated assessment/entry, community planning costs, Homeless Management Information System (HMIS) costs and administration. VHSP funds require a 25 percent match of local government or private funds.

**Virginia Homeless Solutions Program (VHSP)  
2017-2018**

<b>Service Provider</b>	<b>Location</b>	<b>Award</b>
Accomack – Northampton PDC	Accomack	\$27,109.00
Action in Community Through Service of Prince William, Inc.	Prince William	\$163,603.00
AIDS Response Effort	Winchester	\$105,468.00
Appalachian Community Action	Gate City	\$100,112.00
ARCH Roanoke (formerly Trust Housing)	Roanoke	\$52,951.00
Arlington County, VA	Arlington	\$123,382.00
Arlington Street People's Assistance Network, Inc.	Arlington	\$198,971.00
Bridges to Independence	Arlington	\$130,841.00
CANDII, Inc (dba ACCESS AIDS Care/LGBT Center of Hampton Roads)	Hampton Roads	\$119,525.00
CANDII, Inc (dba ACCESS AIDS Care/LGBT Center of Hampton Roads)	VA Beach	\$57,720.00
CARITAS	Richmond	\$153,450.00
Carpenter's Shelter	Alexandria	\$307,583.00
Choices, Council on Domestic Violence for Page County	Luray	\$67,752.00
City of Alexandria	Alexandria	\$491,636.00
City of Charlottesville	Charlottesville	\$477,151.00
City of Roanoke	Roanoke	\$93,647.00
Clinch Valley Community Action	Tazewell	\$40,251.00
Commonwealth Catholic Charities	Richmond	\$248,702.00
Council of Community Services	Roanoke	\$373,894.00
Cornerstones	Reston	\$222,606.00
Culpeper Community Development Corporation	Culpeper	\$52,859.00
Doorways	Arlington	\$206,662.00
Eastern Shore of Virginia Housing Alliance	Accomack	\$179,688.00
Empowerhouse	Fredericksburg	\$178,217.00

ESCADV, Eastern Shore Coalition Against Domestic Violence	Accomack	\$34,376.00
Family Crisis Support Services, Inc	Norton	\$150,960.00
Family Resource Center	Wytheville	\$80,135.00
First Step: A Response to Domestic Violence, Inc.	Harrisonburg	\$41,047.00
ForKids, Inc.	Norfolk	\$540,474.00
ForKids, Inc.	Portsmouth	\$35,500.00
George Washington Regional Commission	Fredericksburg	\$25,000.00
Hampton Department of Human Services	Hampton	\$1,039,438.00
Hanover Safe Place (Hanover Domestic Violence Task Force)	Hanover	\$188,706.00
Harrisonburg Redevelopment and Housing Authority	Harrisonburg	\$53,004.00
Help and Emergency Response	Portsmouth	\$209,018.00
Helping Overcome Poverty's Existence, Inc.	Wytheville	\$335,503.00
Housing Families First	Richmond	\$195,000.00
HomeAgain	Richmond	\$241,229.00
Homeward	Richmond	\$46,297.00
Inmed Partnerships for Children	Sterling	\$57,088.00
Judeo Christian Outreach Center	VA Beach	\$111,000.00
Loudoun County Department of Family Services	Leesburg	\$158,710.00
Lynchburg Community Action Group, Inc.	Lynchburg	\$217,902.00
Mercy House, Inc.	Harrisonburg	\$386,259.00
Micah Ecumenical Ministries, Inc.	Fredericksburg	\$335,550.00
Miriam's House	Lynchburg	\$90,667.00
New Hope Housing, Inc.	Alexandria	\$161,591.00
New Hope Housing, Inc	Fairfax	\$222,819.00
New River Community Action, Inc	Radford	\$284,103.00
New River Family Shelter	Christiansburg	\$43,293.00
Northern Virginia Family Service	Fairfax	\$178,578.00
Northern Virginia Family Service	Prince William	\$356,800.00
Northern Virginia Family Service	Fredericksburg	\$276,327.00

Operation Renewed Hope Foundation	Prince William	\$57,000.00
People Incorporated of Virginia	Abingdon	\$237,183.00
People Incorporated of Virginia	Culpeper	\$275,078.00
Portsmouth Area Resources Coalition, Inc.	Portsmouth	\$25,762.00
Portsmouth Volunteers for the Homeless	Portsmouth	\$39,676.00
Prince William County	Prince William	\$135,563.00
Project Horizon, Inc.	Lexington	\$64,175.00
Quin Rivers	New Kent	\$145,000.00
Rappahannock Refuge, Inc./Hope House	Fredericksburg	\$138,944.00
Rappahannock-Rapidan Regional Commission	Culpeper	\$84,433.00
Response, Inc.	Shenandoah	\$26,168.00
Salvation Army of Central Virginia	Richmond	\$46,500.00
Salvation Army Tri-Cities Service Center	Petersburg	\$36,871.00
Samaritan House, Inc.	Virginia Beach	\$166,791.00
Shelter House, Inc.	Fairfax	\$193,788.00
Shenandoah Alliance for Shelter	Shenandoah	\$164,471.00
Southside Survivor Response Center, Inc	Martinsville	\$32,932.00
St. Joseph's Villa (CACH)	Petersburg	\$125,677.00
St. Joseph's Villa (Flagler)	Richmond	\$300,000.00
STEP, Inc.	Rocky Mount	\$192,749.00
STEPS, Inc.	Farmville	\$145,453.00
The Daily Planet	Richmond	\$37,200.00
The Haven Shelter and Services, Inc.	Warsaw	\$17,699.00
The Healing Place	Richmond	\$130,200.00
The Improvement Association	Emporia	\$57,592.00
The Laurel Center	Winchester	\$56,810.00
The Planning Council, Inc.	Norfolk	\$511,937.00
The Planning Council, Inc. (BEACH)	VA Beach	\$85,000.00
Thurman Brisben Homeless Shelter, Inc.	Fredericksburg	\$146,129.00
Transitional Housing Barn, Inc	Prince William	\$101,235.00

Tri-County Community Action	South Boston	\$121,593.00
Volunteers of America Chesapeake	Arlington	\$41,942.00
Volunteers of America Chesapeake	Loudoun	\$270,232.00
Women's Resource Center of the New River Valley	Radford	\$164,174.00
YWCA of Central VA	Lynchburg	\$25,749.00
YWCA of Richmond	Richmond	\$62,400.00
YWCA of South Hampton Roads	Norfolk	\$113,300.00
<b>TOTAL</b>		<b>\$14,847,560.00</b>
<i>*Total does not include admin allocated the DHCD</i>		

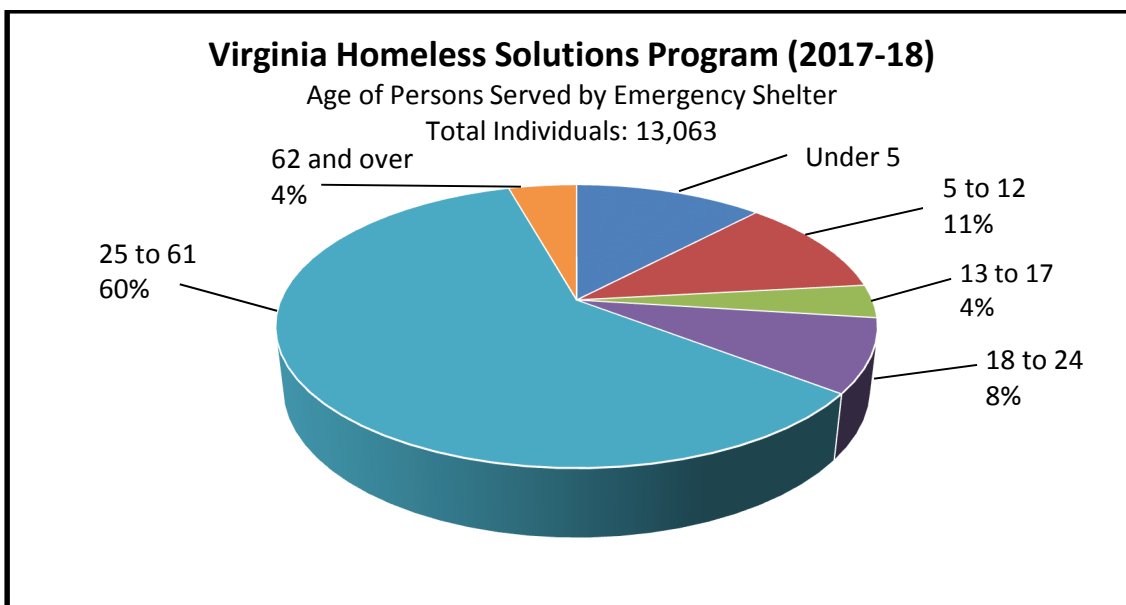
### Emergency Shelter

Funding for emergency shelter totaled \$2.4 million through the VHSP renewal application process.

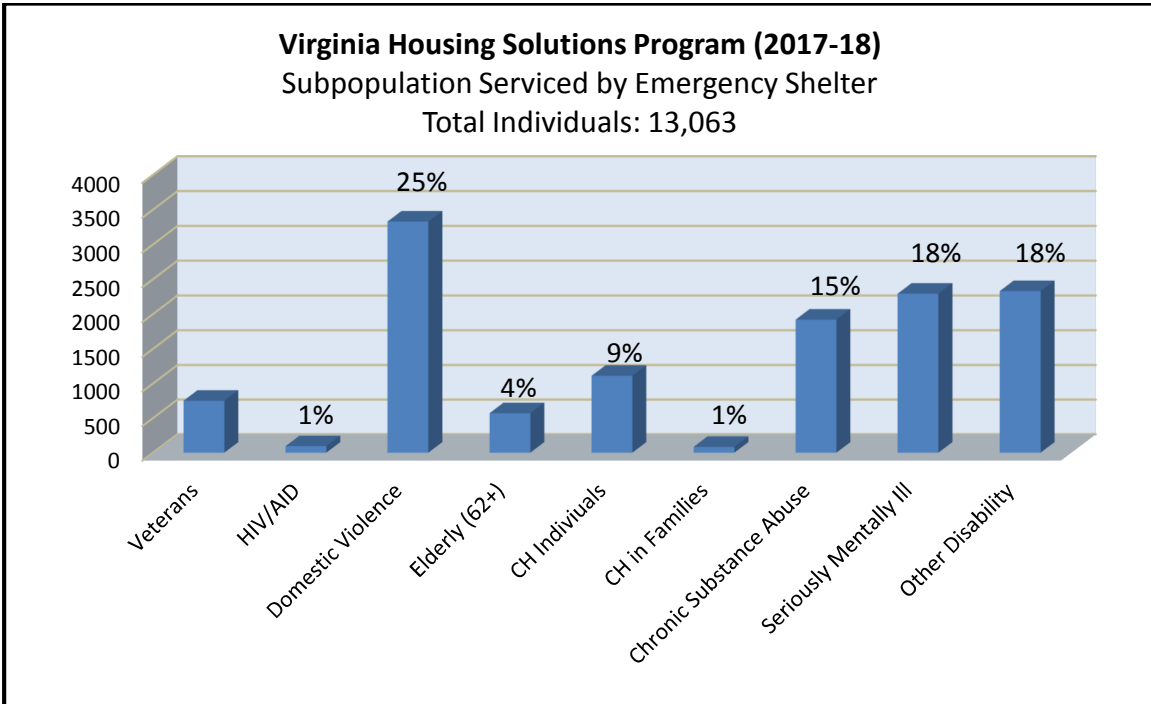
Emergency shelter providers receiving VHSP served 13,063 persons (9,175 households) through emergency and seasonal shelters during 2017-18 program year. Of the 9,175 households, 19 percent or 1,804 were households with children and 81 percent or 7,371 were households with only adults.

The table and charts below provide additional details on the population served by emergency shelters.

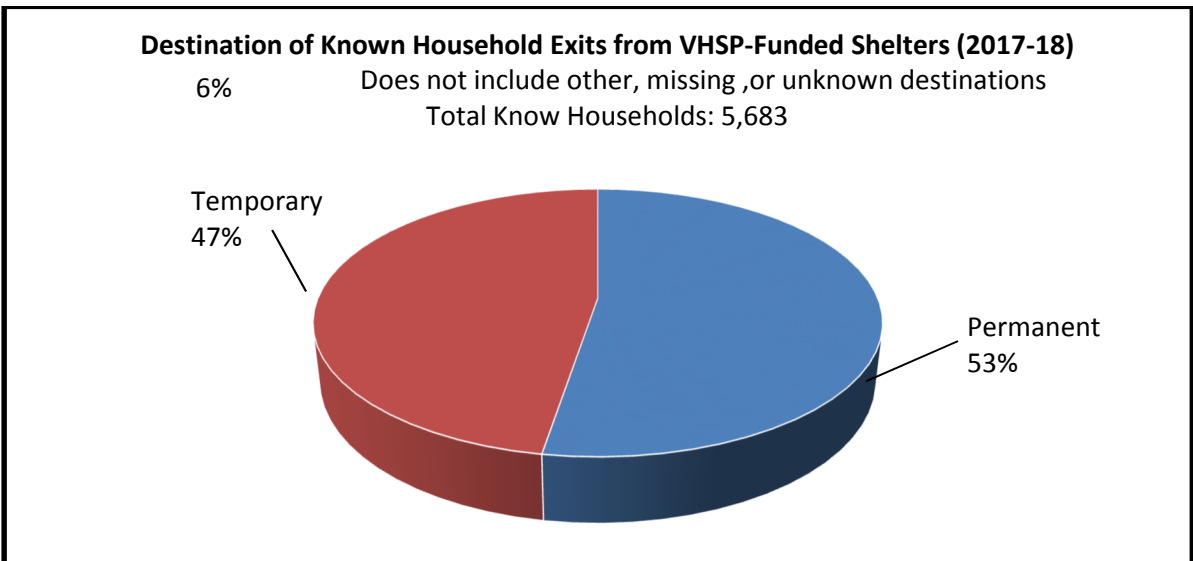
Twenty-seven percent (3,532) of persons in emergency shelter were children under the age of 18.

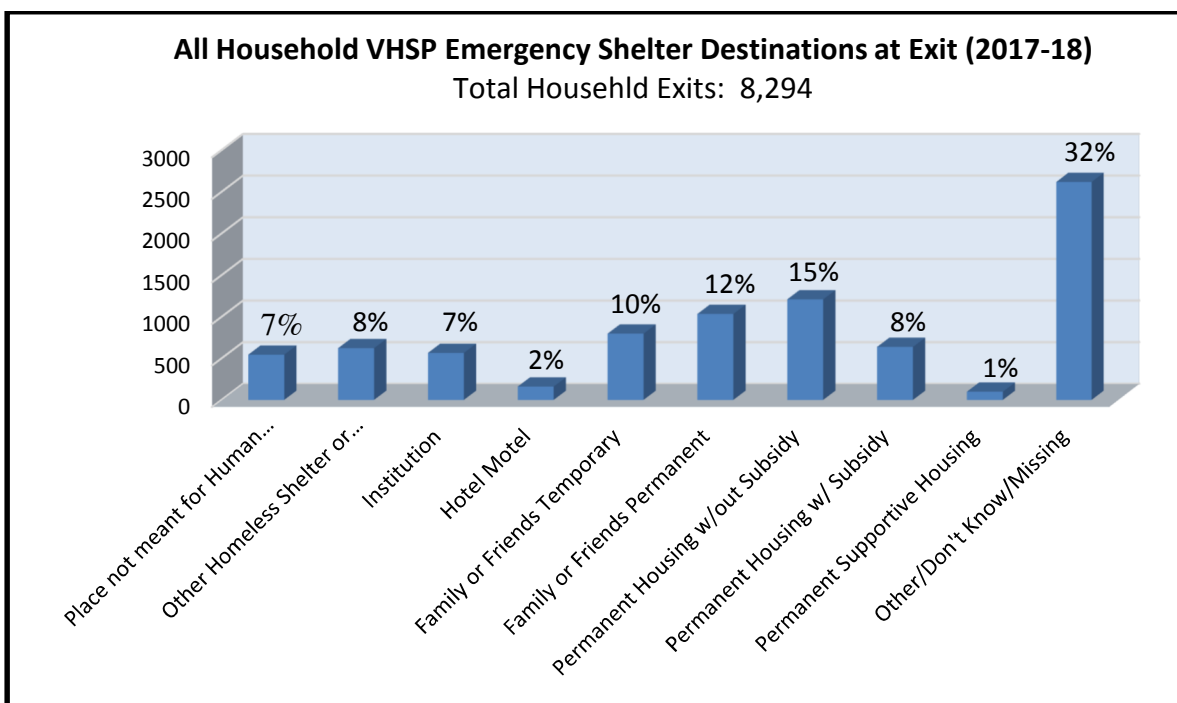


Six percent of individuals receiving VHSP-funded shelter services report veteran status. Twenty-five percent are victims of domestic violence. Other significant challenges and barriers to housing include serious mental illness, chronic substance abuse, and other disabilities.



Of households that exited shelter to a known location, 53 percent exited to a permanent destination (market rate rental, Section 8, supportive housing, permanent placement with family and friends). The remaining 47 percent exited to a temporary destination (other shelter or place not meant for human habitation, institution, or to temporary housing provided by family/friends).





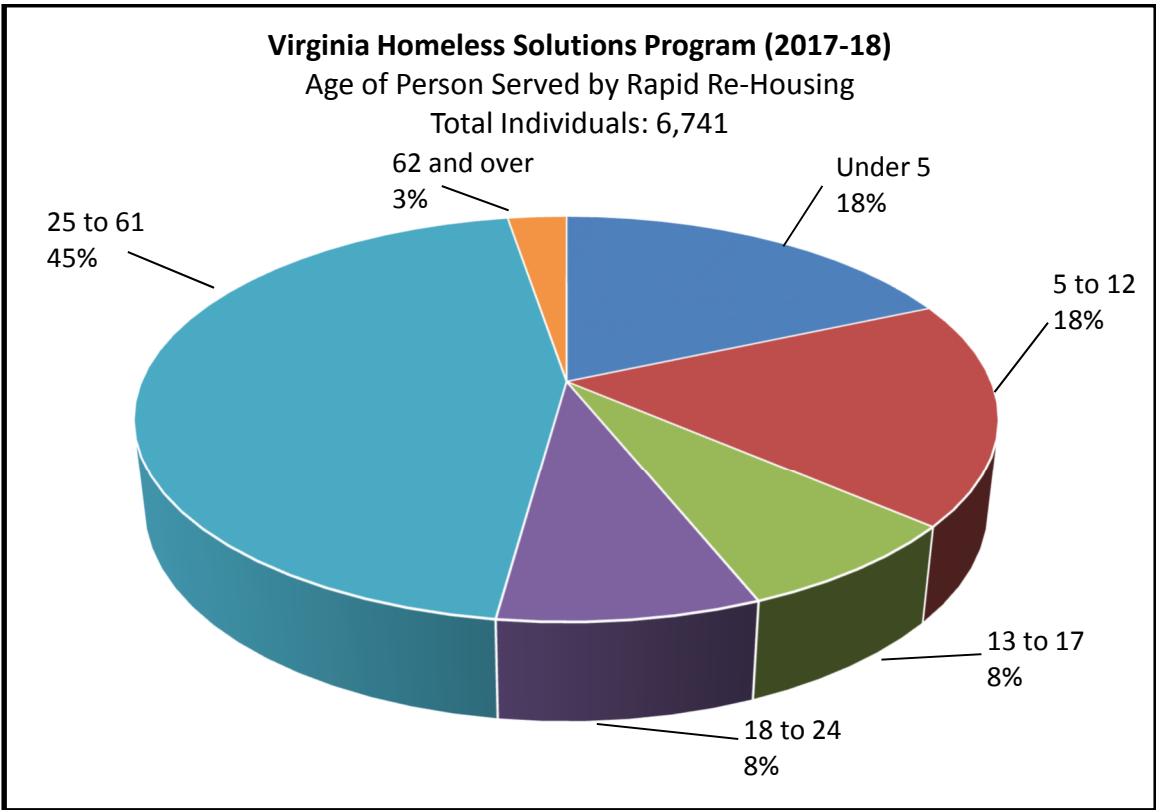
### Rapid Re-housing

Funding for rapid re-housing totaled \$6.9 million through the VHSP renewal application process. A best practice model for ending homelessness, rapid re-housing continues to be a solution to homelessness designed to help individuals and families to quickly exit homelessness and return to permanent housing. It is offered without preconditions (such as employment, income, absence of criminal record, or sobriety) and the resources and services provided are typically tailored to the unique needs of the household (National Alliance to End Homelessness, 2016).

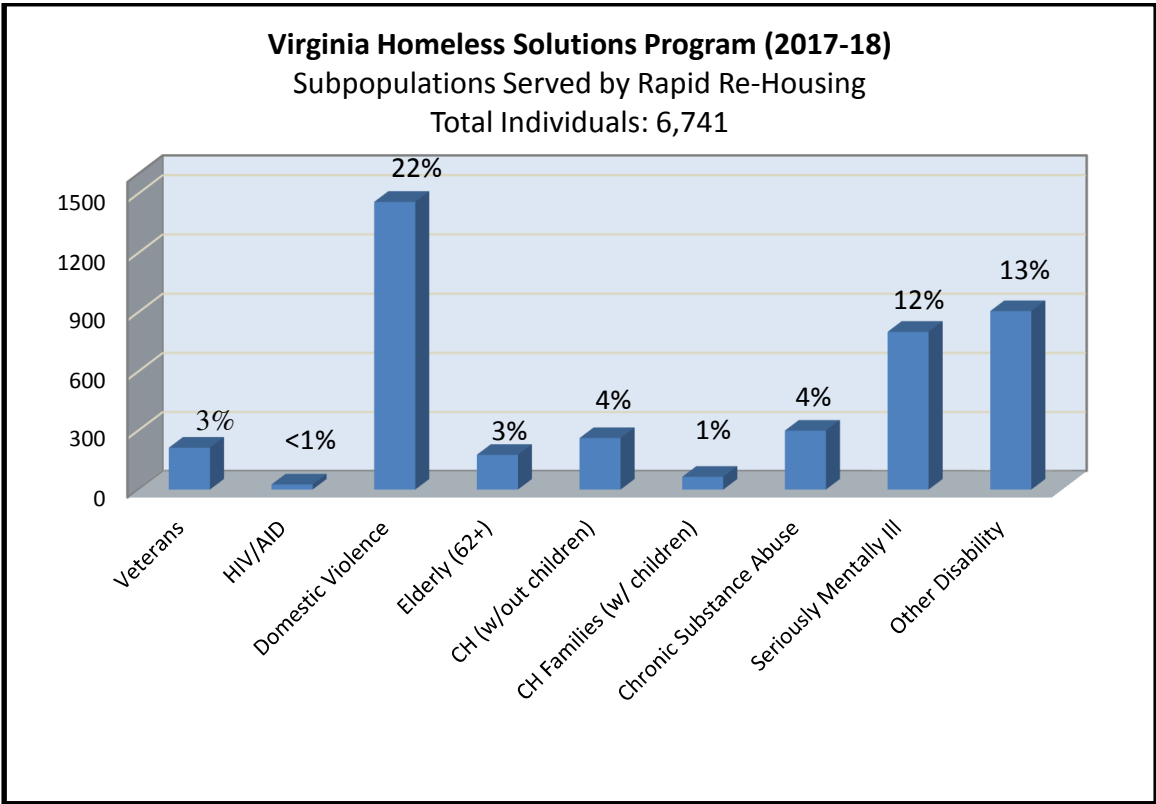
DHCD continues to promote rapid re-housing as an effective means to ending homelessness. By providing the core components of rapid re-housing, such as housing identification, rent/move-in assistance, and stabilization case management and services, 86 percent of households exit to permanent housing including 54 percent without any on-going subsidy.

Forty-four percent of those who were rapidly re-housed were children under the age of 18.

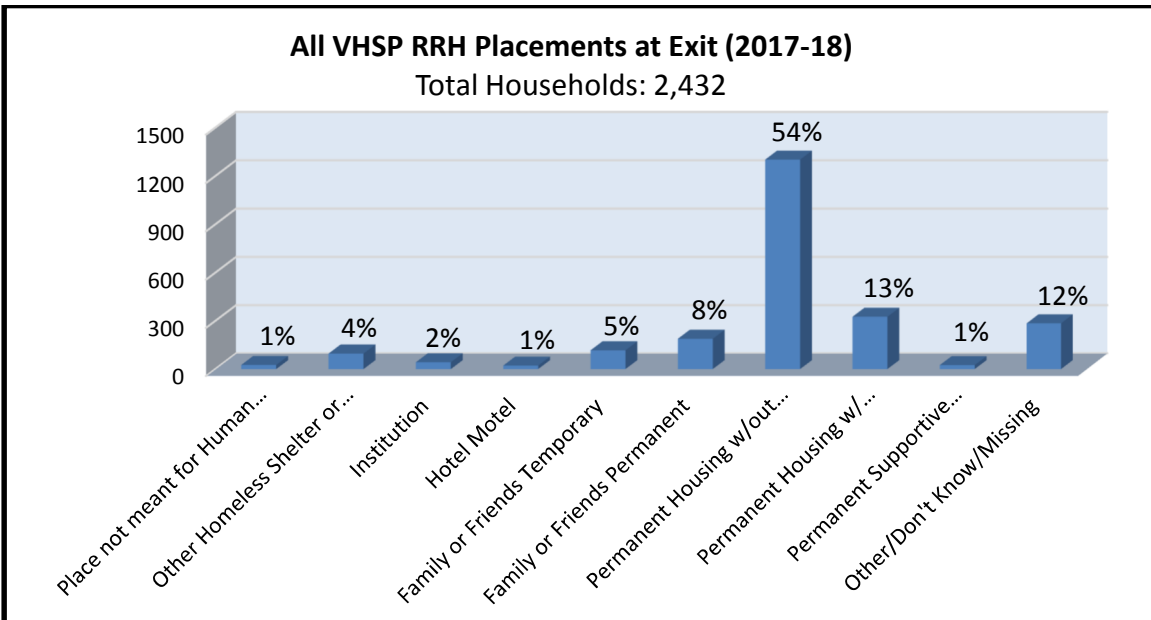
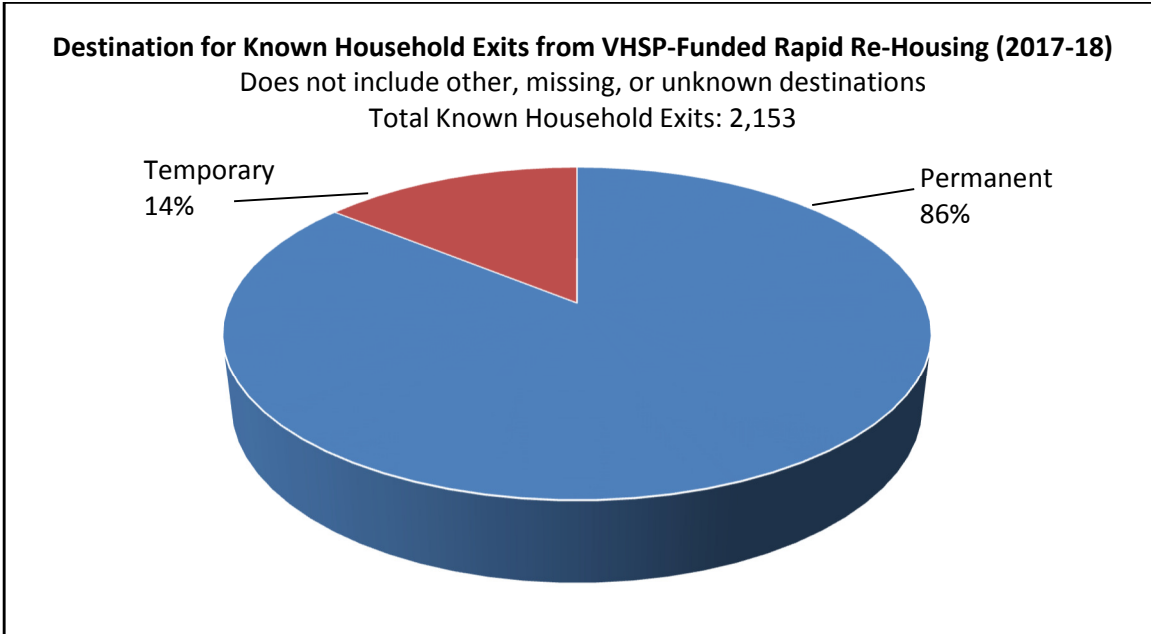




Twenty-two percent of adults served by rapid re-housing programs are victims of domestic violence. Twelve percent are affected by serious mental illness, four percent by chronic substance abuse, and 13 percent by other disabilities.



Of households who exited rapid re-housing to a known location, 86 percent exited to a permanent destination (market rate rental, Section 8, supportive housing, permanent placement with family and friends). The remaining 14 percent exited to a temporary destination (other shelter or place not meant for human habitation, institution, or to temporary housing provided by family/friends).

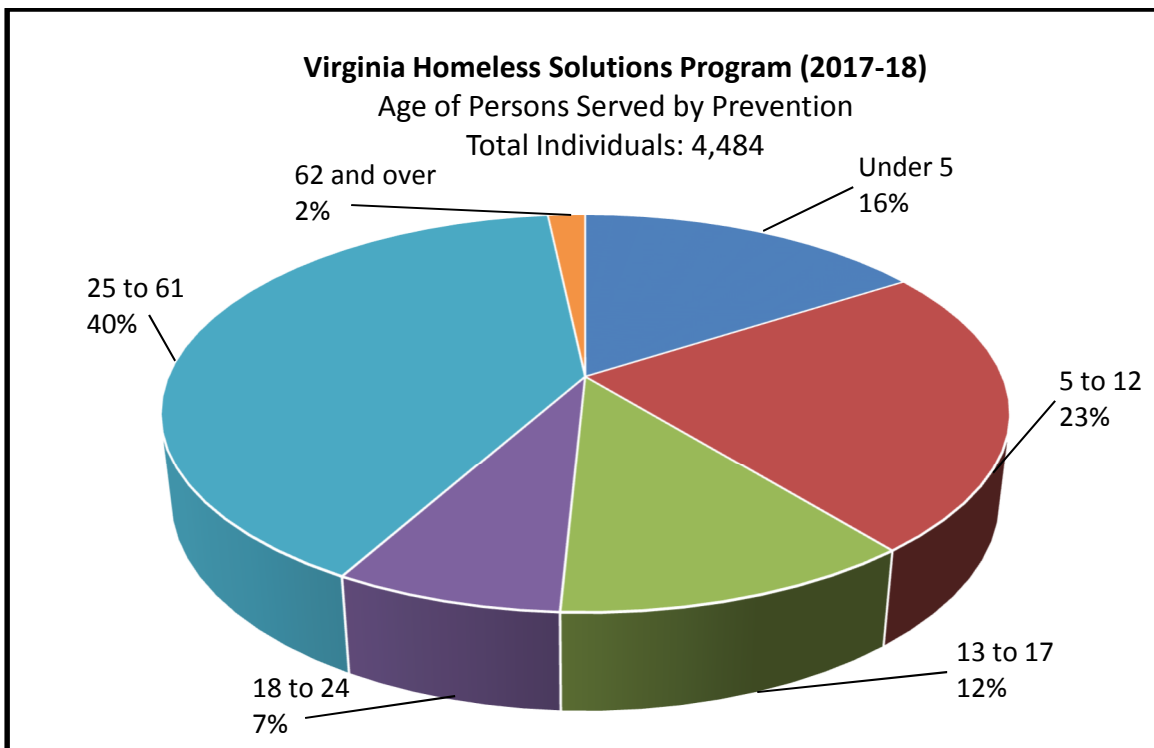


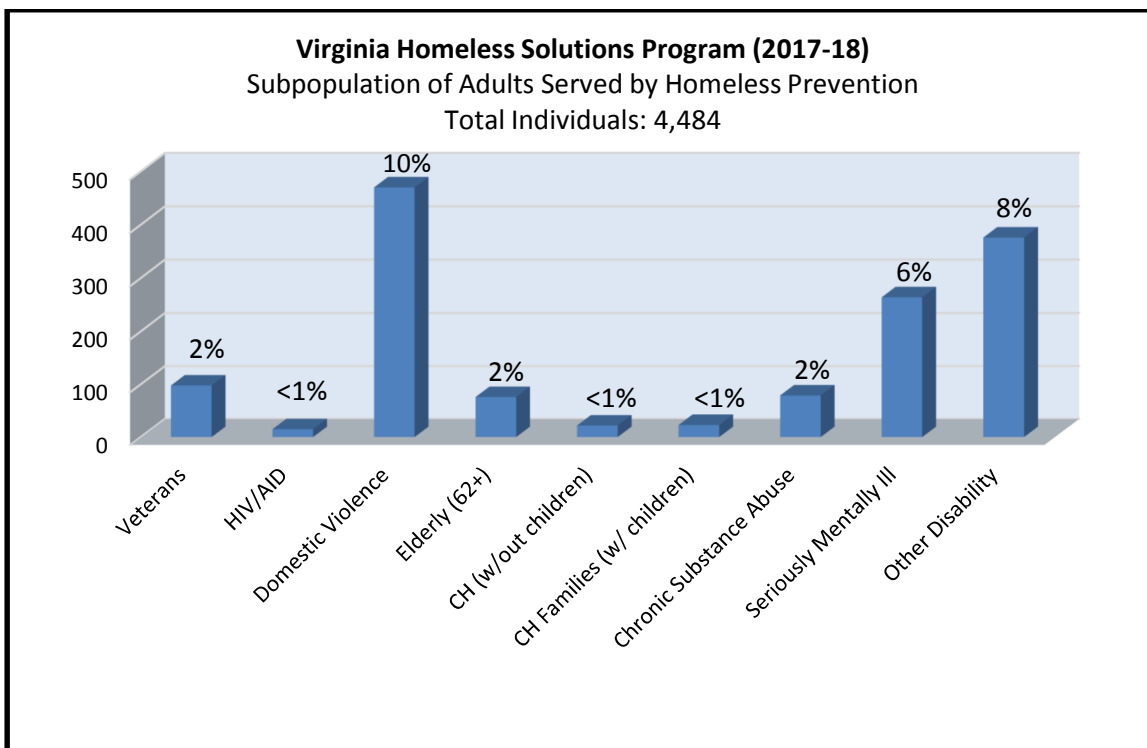
## Homeless Prevention

The purpose of VHSP's prevention funding is to prevent homelessness by targeting resources to those households who will imminently lose their primary nighttime residence and have incomes below 30 percent area median income. Eligible homeless prevention activities include rent and housing stabilization financial assistance, housing search and placement, stabilization case management and services, mediation, and credit repair.

Through VHSP, \$4 million in state funds were distributed across the commonwealth for homeless prevention activities. During the 2017-18 program year, prevention funding provided assistance to 4,484 individuals (1,703 households).

Forty-nine percent of those who received homeless prevention services were children under the age of 18. Of the 1,703 households that received services, 1,037 (61 percent) were households with at least one child.





### ***Housing Opportunities for Persons with AIDS/HIV (HOPWA)***

Significantly limited funds are available to meet all the needed housing assistance for moderate to low income individuals with HIV/AIDS in Virginia's non-eligible metropolitan statistical areas (EMSAs). As a result, the funds through this program were focused on direct housing assistance as needed and supportive services as a last resort only for the individuals receiving housing assistance through the HOPWA program. Project sponsors are strongly encouraged to partner with other service providers (both public and private) to coordinate client services and fully leverage available resources in their particular service areas. At least 65 percent of the total HOPWA grant to any one grantee must be expended on direct housing assistance and no more than 35 percent can be expended on supportive services.

DHCD awards HOPWA funds to eligible project sponsors (that operate outside the state's EMSAs) following a renewal application process. Currently, the state HOPWA programs encompass 31,749 square miles.

## HOPWA Project Sponsors 2016-2017

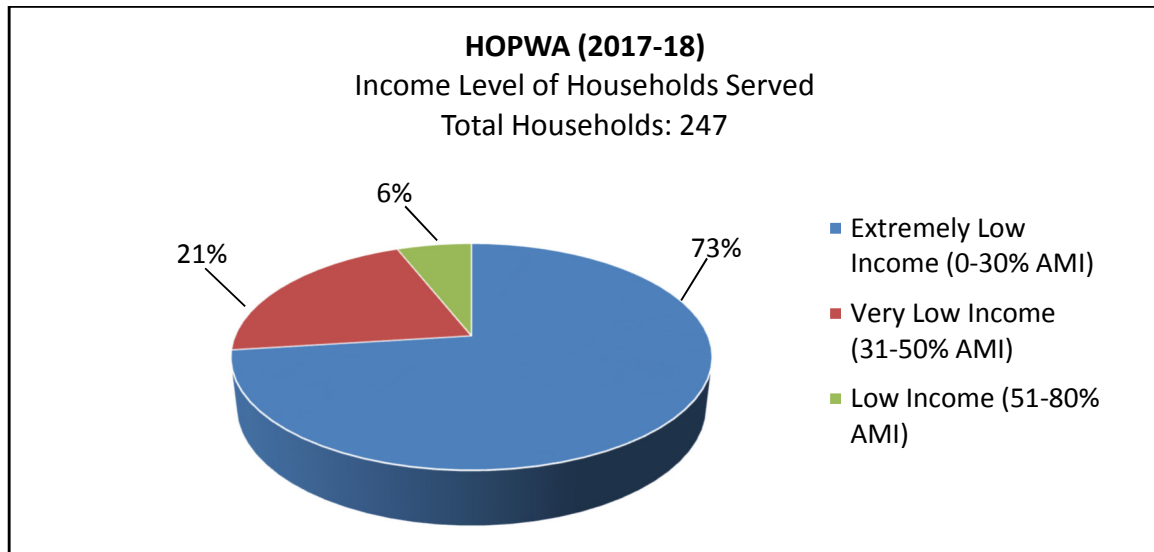
Subgrantee (Project Sponsor)	Service Area(s)	Housing Activities	Supportive Services	Funded Amount
Council of Community Services	Counties of Roanoke, Botetourt, Craig, Alleghany, Montgomery, Pulaski, Giles and Floyd and Cities of Roanoke, Salem, Covington and Radford.	<ul style="list-style-type: none"> <li>Tenant-based rental assistance</li> <li>Short-term rent, utility and mortgage payments</li> </ul>	<ul style="list-style-type: none"> <li>Case Management</li> </ul>	\$154,748
Lynchburg Community Action Group, Inc.	Counties of Appomattox, Amherst, Bedford, Prince Edward, Charlotte, and Campbell and Cities of Lynchburg and Bedford	<ul style="list-style-type: none"> <li>Short-term rent, utility and mortgage payments</li> <li>Tenant-based rental assistance</li> <li>Permanent housing placement</li> </ul>	<ul style="list-style-type: none"> <li>Case management</li> <li>Transportation</li> <li>Food/food bank</li> <li>Support Group</li> </ul>	\$70,487
AIDS Response Effort, Inc.	Counties of Shenandoah, Page and Frederick and City of Winchester	<ul style="list-style-type: none"> <li>Short-term rent, utility and mortgage payments</li> <li>Tenant-based rental assistance</li> </ul>	<ul style="list-style-type: none"> <li>Case management</li> <li>Food/food bank</li> </ul>	\$95,959
City of Charlottesville	Counties of Albemarle, Greene, Nelson and Fluvanna and the City of Charlottesville	<ul style="list-style-type: none"> <li>Short-term rent, utility and mortgage payments</li> <li>Tenant-based rental assistance</li> </ul>	<ul style="list-style-type: none"> <li>Case management</li> </ul>	\$213,012
Fredericksburg Area HIV/AIDS Support Services	Counties of King George, Madison, Orange, Rappahannock, Westmoreland, and Culpeper	<ul style="list-style-type: none"> <li>Tenant-based rental assistance</li> <li>Short-term rent, utility and mortgage payments</li> <li>Permanent housing placement</li> </ul>	<ul style="list-style-type: none"> <li>Case management</li> <li>Transportation</li> </ul>	\$113,172
Valley AIDS Network	Counties of Rockingham, Bath, Rockbridge, Augusta, Highland, Page and Shenandoah and the Cities of Lexington, Staunton, Waynesboro, and Harrisonburg	<ul style="list-style-type: none"> <li>Short-term rent, utility and mortgage payments</li> <li>Tenant-based rental assistance</li> <li>Permanent housing placement</li> </ul>	<ul style="list-style-type: none"> <li>Case management</li> </ul>	\$66,342
Pittsylvania Community Action Inc.	Pittsylvania, Danville	<ul style="list-style-type: none"> <li>Tenant-based rental assistance</li> <li>Short-term rent, utility and mortgage payments</li> <li>Permanent housing placement</li> </ul>	<ul style="list-style-type: none"> <li>Case Management</li> </ul>	\$110,373

In 2017-2018, DHCD administered a federal allocation of \$849,580 in HOPWA funds through seven project sponsors across the state of Virginia. The project sponsors served a total of 247 unduplicated households with housing assistance. The serviced they received included:

- Short-term rent, mortgage, and utility assistance (STRMU) - 177 households
- Tenant-based rental assistance (TBRA) - 70 households
- Supportive services - 189 households

An additional 117 family members of whom eight also had HIV/AIDS benefited from HOPWA housing assistance.

Of those eligible households that received HOPWA assistance, 73 percent had extremely low incomes (0-30% AMI), 21 percent had very low incomes (31-50% AMI), and six percent had low incomes (51-80% AMI).



Of those who exited the HOPWA program, 100 percent exited to permanent housing.

## Housing Trust Fund - Homeless Reduction Grant

In addition to VHSP funding, DHCD also administered approximately \$1.1 million for the Virginia Housing Trust Fund (HTF) Homeless Reduction grants. The program achieves the goal of reducing homelessness by providing assistance in the form of grants to projects that address service gaps and support state housing policy. Eligible project types include:

- Rapid re-housing programs
- Permanent supportive housing (housing stabilization services in PSH for the chronically homeless)
- Predevelopment (permanent supportive housing for chronically homeless)

Grant funds were awarded to the following agencies for FY18.

Housing Trust Fund – Homeless Reduction Grant Pool			
Organization	Project Type	Award	Service Locality
ASPAN	Support Services for PSH	\$30,000	Arlington
Carpenter’s Shelter	Rapid Re-housing	\$84,500	Alexandria

Cornerstones	Rapid Re-housing	\$100,000	Fairfax City, City of Falls Church, Herndon, Vienna, and Fairfax County
City of Hampton	Rapid Re-housing	\$100,000	Hampton, Newport News, Poquoson, Williamsburg, and James City County
HomeAgain	Rapid Re-housing	\$100,000	Charles City, Chesterfield, Goochland, Hanover, Henrico, New Kent, Powhatan, and the City of Richmond
Mercy House	Rapid Re-housing	\$100,000	City of Harrisonburg, City of Winchester, Rockingham, Clarke, Frederick, Page, Shenandoah, Warren
Miriam's House	Rapid Re-housing	\$100,000	Amherst, Appomattox, Bedford (City and County), Campbell, and City of Lynchburg
New Hope Housing	Support Services for PSH	\$55,000	Alexandria
New Hope Housing	Support Services for PSH	\$75,000	Arlington
St. Joseph's Villa	Rapid Re-housing	\$55,000	Petersburg, Colonial Heights, Emporia, Hopewell, Chesterfield, Dinwiddie, Greensville, Sussex, Prince George, and Surry

The Planning Council	Rapid Re-housing	\$100,000	City of Chesapeake, City of Franklin, Isle of Wight, City of Norfolk, Southampton, and the City of Suffolk
Virginia Supportive Housing	Support Services for PSH	\$100,000	Norfolk
Virginia Supportive Housing	Support Services for PSH	\$100,000	VA Beach
<b>Total</b>		<b>\$1,099,500*</b>	

\*Total does not include Family Housing Stabilization Funds

### **HTF Rapid Re-housing**

The Virginia Housing Trust Fund is able to fill gaps in communities where rapid re-housing dollars are not adequate to meet the needs of individuals and families. Rapid re-housing is the primary solution for households experiencing homelessness who are not able to self-resolve through their own support systems. As a cost effective and client focused approach, rapid re-housing effectively ends homelessness for individuals and families at a quicker rate than either traditional emergency shelters or transitional housing.

### **HTF Permanent Supportive Housing**

While most permanent supportive housing (PSH) units have a long-term subsidy attached through HUD or the Virginia Department of Behavioral Health and Developmental Services, the supportive services funding is often limited. Virginia Housing Trust Fund is a means to enhance supportive services for those households with the greatest vulnerabilities and those who have been chronically homeless.

### **HTF Pilot Project (Family Housing Stabilization)**

DHCD has partnered with the City of Petersburg, Petersburg City Public Schools, and St. Joseph's Villa to implement a pilot project as part of the Challenged School Initiative. This project is targeting homeless students (and their families) who are at least 17 years old and who are chronically absent from school. The goal of the program is to stabilize housing to enable regular school attendance. Housing Stabilization includes case management, resource and referral, landlord mediation, short-term rental and utility assistance, and host home support (including financial assistance).



## Conclusion

During the 2017-2018 program year DHCD administered approximately \$16 million for homeless services through grants and allocations to nonprofits and units of local government across the state of Virginia. This included over \$12.4 million in state general funds that leveraged an additional \$3.6 million in federal funds to address the critical needs of those experiencing homelessness in the commonwealth.

Funds were utilized in the administration and leveraging of the state's core homeless service programs:

- Virginia Homeless Solutions Program (VHSP)
  - Combination of federal Emergency Solutions Grant (ESG) and State General Funds for homeless assistance.
- Housing Opportunities for Person with AIDS (HOPWA)
- Virginia Housing Trust Fund - Homeless Reduction Grant

The Governor's Coordinating Council on Homelessness continued to meet on a quarterly basis and received strategic plans, recommendations, and formal progress reports from committees assigned to implement strategies to effectively address homelessness. These committees included: the Performance and Impact Committee, Solutions Committee, Ending Veteran Homelessness Committee, and Interagency Partnership to Prevent and End Youth Homelessness committee.

Since 2010, the increased focus on ending homeless in the Commonwealth of Virginia has achieved significant results:

- ✓ Overall homelessness decreased by 33.6 percent
- ✓ Family homelessness decreased by 44 percent
- ✓ Veterans homelessness decreased by 47.5 percent (since 2011)
- ✓ Chronic homelessness decreased by 46 percent

With continued state leadership, willingness, innovation, and funding, ending homelessness is possible in Virginia. Other philanthropic, national, community, and private sector partners are in place and the Governor's Coordinating Council on Homelessness is poised to advance the goals and strategies to promote rapid re-housing; expand permanent supportive housing; prevent and end youth homelessness; end veteran homelessness; and improve discharge policies and procedure for hospitals, mental health, and correctional facilities. Together these efforts will ensure homelessness is rare, brief, and nonrecurring.