



Virginia's Homeless Programs 2010-11 Program Year

**A Report to the
House Appropriations
and
Senate Finance Committees**



**Main Street Centre
600 East Main Street, Suite 300
Richmond, VA 23219**

Table of Contents

EXECUTIVE SUMMARY3

CONDITIONS5

HOMELESS OUTCOMES ADVISORY COMMITTEE8

HOMELESS PROGRAMS..... 11

 CHILD CARE FOR HOMELESS CHILDREN PROGRAM.....12

 CHILD SERVICES COORDINATOR GRANT.....14

 STATE SHELTER GRANT AND EMERGENCY SHELTER GRANT16

 HOMELESS SERVICES PILOT PROGRAM (HSPP).....23

 HOMELESS INTERVENTION PROGRAM (HIP).....27

 HOUSING OPPORTUNITIES FOR PERSONS WITH AIDS (HOPWA)29

CONCLUSION.....32

Executive Summary

Homelessness directly affects thousands of Virginians annually. According to the annual 2011 point-in-time count conducted by localities statewide, at least 9,025 individuals were homeless during a 24-hour snapshot in January 2011. Four to five times that number may actually experience homelessness at some point during the year, according to national homeless studies. Many of these persons have special needs based on situations ranging from physical or mental disabilities to chronic substance abuse. Of the total homeless population, many are also victims of other circumstances such as job loss or domestic violence. The Commonwealth of Virginia utilizes a variety of approaches to serve the needs of a diverse homeless population.

The Virginia Department of Housing and Community Development (DHCD) directly addresses the problems associated with homelessness by administering several core programs that provide financial support to local governments and nonprofit providers of housing and supportive services to the homeless. During the 2010-11 program year, DHCD administered the following:

- **Child Care for Homeless Children Program (CCHCP)**
 - A \$350,000 block grant to provide child care for homeless children.
 - 349 children received child care through the program.

- **Child Services Coordinator Grant (CSCG)**
 - \$500,000 in state general funds to coordinate services for children in shelters.
 - 4,989 homeless children in 51 emergency and transitional housing facilities were assisted.

- **Shelter Programs**
 - \$1,675,621 in federal funds through the Emergency Shelter Grant (ESG) through the Department of Housing and Urban Development (HUD).
 - \$1,227,532 in TANF funds through the Department of Social Services and \$5,160,456 in state general funds to the State Shelter Grant (SSG).
 - ESG and SSG programs provided shelter services to 27,855 persons.

- **Homeless Services Pilot Program (HSPP)**
 - \$350,000 in state general funds for the Homeless Services Pilot Program.
 - HSPP provided transition-in-place funding to serve 91 households (276 individuals).

- **Homeless Intervention Program (HIP)**
 - \$4,650,000 million in State general funds.
 - Financial assistance to prevent homelessness was provided to 1,793 households (4,612 individuals).

- **Housing Opportunities to Persons with AIDS/HIV (HOPWA)**
 - \$703,999 in federal funds through HUD.
 - Funding was distributed through nine project sponsors across the state to serve 281 individuals (279 households) with rent assistance and services.

- **Homelessness Prevention and Rapid Re-housing Program (HPRP)**
 - \$11.4 million in federal stimulus funds through the American Recovery and Reinvestment Act (ARRA) received in 2009 as a one-time 3 year grant for homelessness prevention, rapid re-housing, and related services.
 - As of September 30, 2011, ninety-five percent of all funds have been expended by 23 sub-grantees.
 - HPRP funds assisted 11,736 individuals (4,522 households) struggling with housing during the recession.

This report serves as a means to report overall conditions and progress made related to the administration of the State's homelessness programs in compliance with Budget Item 103 D.

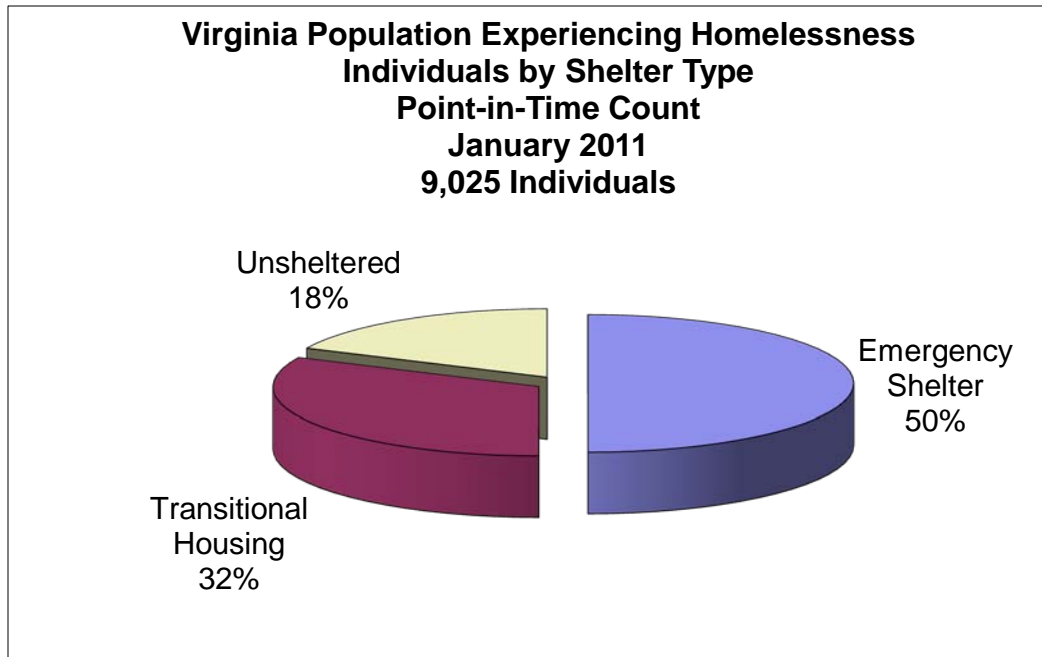
The Department shall report to the Chairmen of the Senate Finance, the House Appropriations Committees, and the Director, Department of Planning and Budget by November 4 of each year on the state's homeless programs, including, but not limited to, the number of (i) emergency shelter beds, (ii) transitional housing units, (iii) single room occupancy dwellings, and (iv) homeless intervention programs supported by state funding on a locality and statewide basis. The report shall also include the number of Virginians served by these programs, the costs of the programs, and the financial and in-kind support provided by localities and nonprofit groups in these programs. In preparing the report, the Department shall consult with localities and community-based groups.

Conditions

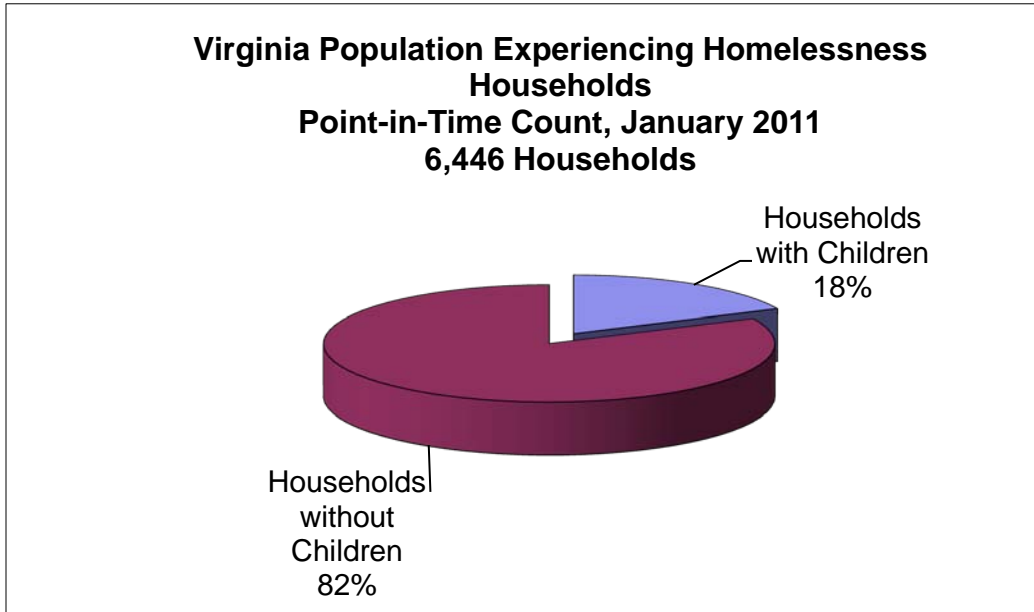
Every year each jurisdiction across the state participates in an annual point-in-time count of sheltered and unsheltered persons experiencing homelessness. Sheltered persons are any individuals (including children and unaccompanied youth) sleeping in emergency shelters, transitional housing, or using a hotel/motel voucher.

The January 2011 point-in-time count identified 9,025 individuals (6,446 households) as experiencing homelessness. About 50 percent of these individuals were in emergency shelters, thirty-two percent were in transitional shelter programs, and 18 percent (consistent with the 2009 count) were unsheltered at the time of the count. Less than one percent of homeless individuals were housed in Safe Havens.

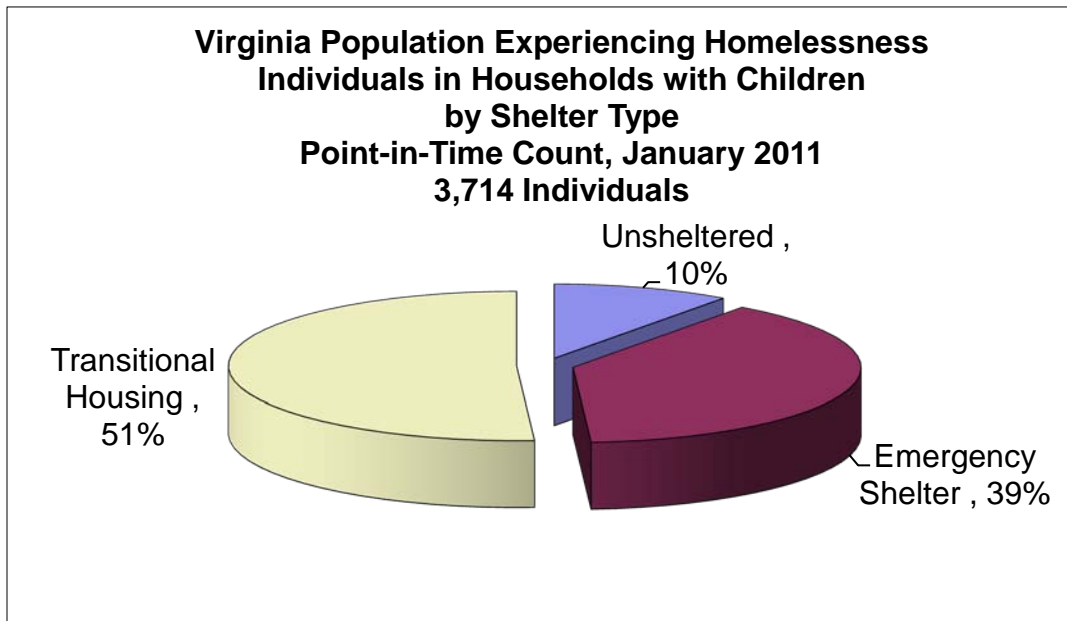
The number of individuals experiencing homelessness over an entire year is typically four to five times that of the point-in-time count. In this case, an estimated 36,100 to 45,125 individuals in Virginia experienced homelessness at some point throughout the year.



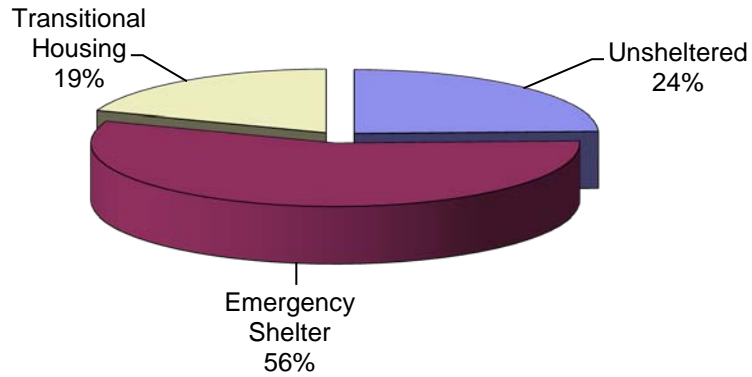
Eighteen percent of households experiencing homelessness during the point-in-time count included households with dependent children. Less than one percent are households composed of only children.



Individuals in households with dependent children were more likely (51 percent) to reside in transitional housing as compared to those in households without dependent children (19 percent). Individuals in households without children were significantly more likely (56 percent) to reside in emergency shelter as compared to those in households with children (39 percent) or be entirely unsheltered (24 percent) as compared to those in households with children where only ten percent of these individuals were unsheltered.

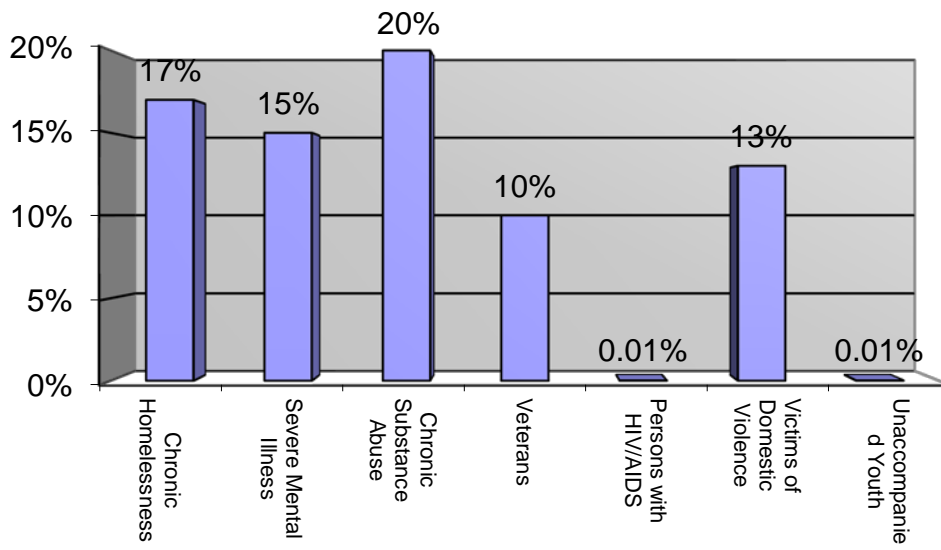


**Virginia Population Experiencing Homelessness
Individuals in Households without Children
by Shelter Type
Point-in-Time Count, January 2011
5,306 Individuals**



Based on data reported from the 2011 point-in-time count, 17 percent of the 9,025 individuals were experiencing chronic homelessness. This is based on the HUD definition of chronic homelessness as "an unaccompanied homeless individual with a disabling condition who has either been continuously homeless for a year or more, or has had at least four episodes of homelessness in the past three years." Notably, ten percent of the homeless populations in Virginia are reportedly veterans, and 13 percent are victims of domestic violence. In addition, 15 percent were severely mentally ill and 20 percent were designated under chronic substance abuse.

**Virginia Population Experiencing Homelessness
Subpopulations as Percent of Total Number of Homeless
Point-in-Time Count, January 2011
9,025 Individuals**



Note: Totals greater than 100 percent due to individuals being included in some cases in more than one sub-population.

Homeless Outcomes Advisory Committee

In May 2010, Governor Bob McDonnell signed Executive Order 10 for a Housing Policy Framework that called for a focus on addressing the needs of homeless Virginians, and housing and services for those with very low incomes. As part of this effort, the Governor laid out the following task: to develop a plan to leverage state resources more effectively; maximize the effectiveness of State services and resources for individuals and families who are homeless or at risk of homelessness; and realize efficiencies through enhanced coordination and shared resources among State agencies. The report can be found at: <http://www.virginiahousingpolicy.com/pdf/Homeless%20Outcomes%20Advisory.pdf>

The resulting work identified five primary goals to meet the Governor's challenge. The following lists the goals and the current progress on achieving the objectives.

Goal One: Increase the number of permanent supportive housing units

- DHCD provided \$700,000 of funding to support the development of 60 units of permanent supportive housing in Single Room Occupancy units to formerly homeless individuals.
- During 2011, the Virginia Balance of State Continuum of Care, administered by DHCD, submitted two leasing projects to HUD under the Continuum of Care Competition process. These projects total 21 permanent supportive housing beds for individuals who are homeless and have a diagnosable disability.
- DHCD set aside funds for predevelopment loans to determine project feasibility for affordable housing projects that specifically target special needs populations including permanent supportive housing.

Goal Two: Increase flexibility of funding to prevent homelessness and support rapid re-housing

- During the 2010-11 program year DHCD initiated the Homeless Services Pilot Program which funded four projects with a total funding of \$350,000 to support transition-in-place and rapid re-housing models.
- The Virginia Promising Practices Program was initiated for the 2011-12 program year and redirected a \$1,000,000 of state homeless funds to 21 programs providing transition-in-place and rapid re-housing throughout the state.

- For 2011-12 program year, DHCD began using the federally funded Emergency Shelter Grant for homeless prevention and rapid-re-housing activities.
- DHCD has entered into collaboration with the Freddie Mac Foundation, the National Alliance to End Homelessness and the Virginia Coalition to End Homelessness to provide training, technical assistance and challenge grants for homeless service providers undertaking rapid re-housing.

Goal Three: Increase statewide data collection and system coordination

- DHCD and the Department of Behavioral Health and Developmental Services (DBHDS) are undertaking a joint survey to assess housing needs and development interests from Community Service Boards (CSB). The two agencies are also planning a joint training on development options.
- Funding from the Freddie Mac foundation collaboration will be used to hire a Coordinating Council staff person.
- The 2011 point-in-time (PIT) count and homeless services housing inventory data was collected and aggregated from all CoCs across the state.
- A Homeless Management Information System (HMIS) and PIT count survey was created to assess challenges and opportunities for coordination among CoCs. Responses were collected and presented during a teleconference with CoC representatives at the end of October 2011. The next step will include adopting additional statewide PIT data elements beyond the HUD required elements for the 2012 point-in-time count.
- DHCD is currently collecting statewide HMIS data to include in the Analysis to the Impediments for Fair Housing Report.
- DBHDS and Department of Medical Assistance Services (DMAS) have established housing coordinator positions.
- The Commonwealth Authentication System is a new initiative to share and validate data across many state agencies, including the Department of Motor Vehicles. When the system begins piloting in 2012, DHCD will determine if using this system will be beneficial to data collection for the homeless population of Virginia.

Goal Four: Increase access to substance abuse and mental health treatment

- DBHDS provided \$25,000 to Virginia Supportive Housing to help house highly vulnerable homeless individuals with serious mental illness identified through the 1,000 Homes for 1,000 Virginians project in Richmond.
- DBHDS provided four regional trainings to a total of 95 CSBs and affiliated local housing and service organization's staff in planning, developing, and providing services in the evidence-based practice model of Permanent Supportive Housing.
- DBHDS conducted a training conference on crisis intervention and jail diversion programs.
- DBHDS is conducting cross-system mapping to improve linkages between regional criminal justice and behavioral health systems
- DBHDS has added a new SSI/SSDI Outreach, Access, and Recovery (SOAR) project coordinator.
- DBHDS provided funds to Loudoun CSB to organize and train its Project for Assistance in Transition from Homelessness (PATH) and local human service organization's staff, as well as other Northern Virginia homeless services staff in evidence-based SOAR project.

Goal Five: Implement statewide pre-discharge policies for the foster care system, hospitals, mental health facilities and correctional facilities

- Virginia Department of Corrections (VDOC) is re-evaluating existing pre-discharge practices in light of new electronic offender management system requirements.
- The state is identifying ways to educate hospital discharge planners on alternatives to discharging patients to homeless shelters.

Homeless Programs

DHCD administers approximately \$14.6 million annually for homeless services programs. This includes approximately \$10.2 million in state general funds that leverage approximately \$4 million in federal funds to address the critical needs of homelessness in Virginia.

Federal resources include \$350,000 from Health and Human Services (HHS), which is allocated to DHCD through the Virginia Department of Social Services (DSS) for a childcare services program serving homeless children within the Commonwealth. TANF (Temporary Assistance for Needy Families), another federal resource allocated by DSS to DHCD, supports the coordination of child care services for homeless children. TANF funds from DSS are also utilized to support shelter programs across the state and these funds augment efforts to prevent homelessness through the state's Homeless Intervention Program. TANF funds will not be available after FY 2011.

In addition to the federal funding allocated to the Department through DSS, DHCD also received federal funding directly from HUD through the federal Emergency Shelter Grant (ESG) program and HOPWA. The federal shelter grant program is leveraged along with the State Shelter Grant to support shelter services across the Commonwealth and the HOPWA program prevents homelessness among low-income individuals with HIV/AIDS and their families.

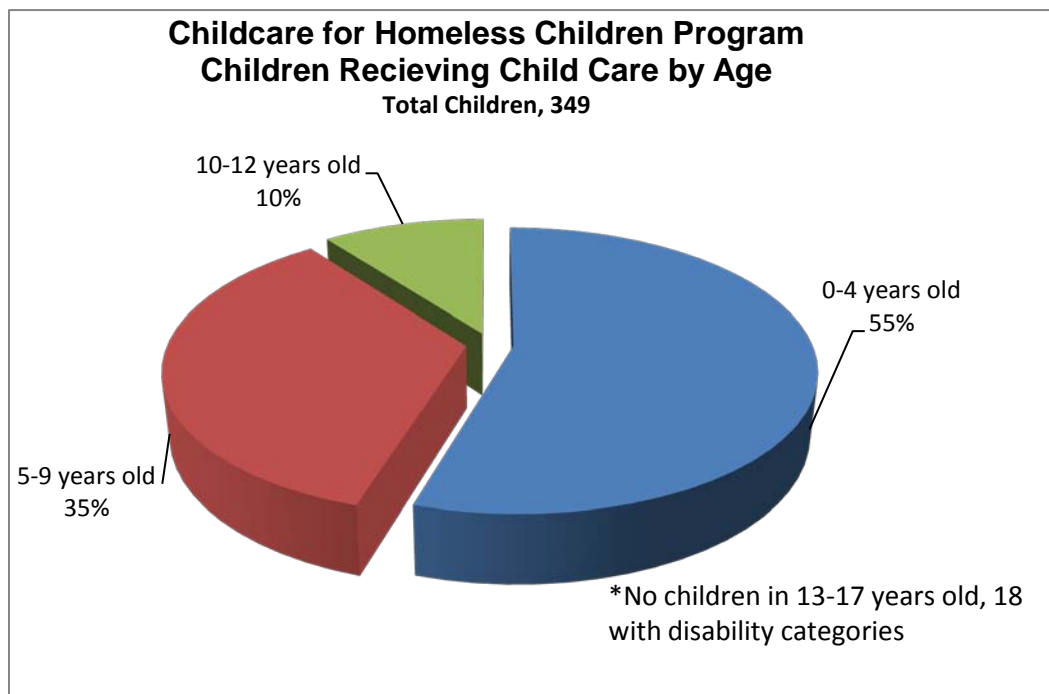
DHCD-Administered Homeless Programs 2010-2011 Program Year		
Program	Source	2010-2011 Allocation
Child Care for Homeless Children Program (CCHCP)	Federal –HHS (DSS)	\$350,000
Child Care Services Coordinator Grant (CSCG)	State	\$500,000
Emergency Shelter Grant (ESG)	Federal -HUD	\$1,675,621
State Shelter Grant (SSG)	State TANF	\$5,160,456 (State) \$1,227,988 (TANF)
Homeless Services Pilot Program (HSPP)	State	\$350,000
Homeless Intervention Program (HIP)	State	\$4,650,000
Housing Opportunities for Persons with AIDS (HOPWA)	Federal -HUD	\$703,999

Child Care for Homeless Children Program

The Child Care for Homeless Children Program (CCHCP) receives funding through the federal Child Care and Development Block Grant from the Department of Health and Human Services, which the Virginia Department of Social Services (DSS) administers. DHCD has an interagency agreement with DSS to provide for the payment of child care services for homeless children residing in emergency shelters and transitional housing facilities that receive State Shelter Grant funding. Homeless families in shelter facilities may receive assistance for the cost of child care while working or participating in an educational or job training program.

In the 2010-11 program year, DSS provided DHCD with \$350,000 from its block grant to support the Child Care for Homeless Children Program. As a result 349 children (representing 226 households) received childcare during the year allowing parents to work toward developing economic self-sufficiency.

Over half of the children receiving childcare were four years old or younger.



Childcare for Homeless Children 2010-11		
Service Provider	Location	Funding
Action in Community Through Service	Dumfries	\$21,858.55
Arlington-Alexandria Coalition for the Homeless, Inc.	Arlington	\$3,807.88
Catholic Charities Diocese of Arlington	Arlington	\$16,220.58
Christian Relief Services	Alexandria	\$307.50
Community Lodges	Alexandria	\$22,988.46
Community Touch, Inc.	Bealeton	\$13,356.78
Fauquier Family Shelter Services, Inc.	Warrenton	\$636.53
ForKids, Inc.	Norfolk	\$12,891.45
Genieve Shelter	Suffolk	\$2,403.63
Hilliard House	Richmond	\$37,790.74
HomeAgain (formerly Emergency Shelter, Inc.)	Richmond	\$32,371.5
Homestretch	Falls Church	\$10,075.69
Mercy House, Inc.	Harrisonburg	\$8,730.21
Northern Virginia Family Service	Oakton	10,855.29
Our House Families	Chesapeake	\$2,304.19
Portsmouth Area Resources Coalition, Inc.	Portsmouth	\$4,052.85
Prince William County Office of Housing and Community Development	Woodbridge	\$846.39
Samaritan House, Inc.	Virginia Beach	\$25,244.74
St. Joseph's Villa	Richmond	\$78,501.14
Transitional Housing Barn, Inc.	Bristow	\$29,417.20
YWCA of South Hampton Roads	Norfolk	\$6,588.70
TOTAL		\$341,250

Child Services Coordinator Grant

The Child Services Coordinator Grant (CSCG) program provides support for an in-house coordinator to address the special health care, mental health, and educational needs of homeless children residing in emergency shelters and transitional housing facilities. Nonprofit organizations and local governments that receive State Shelter Grant funds are eligible applicants for CSCG funds. Emergency shelter applicants must document a minimum of at least five new homeless children per month in residence to be eligible for funding and transitional housing facilities must serve at least 20 children per month to be eligible for funding.

The CSCG program addresses the needs of homeless children by:

- Insuring that professional child service resources are available to homeless families with children through linkages in the community.
- Improving service delivery to homeless children through increased information-sharing, collaborative planning, and analysis/referral to existing resources.
- Emphasizing parental choice and participation in the coordination of services for children.

Child service coordinators assisted 4,989 homeless children in 51 emergency shelter and transitional housing facilities.

The 2010-11 funding included an appropriation of \$500,000 in state general funds.

- 2,313 children were referred to address health concerns.
- 1,515 children were referred to address mental health concerns.
- 2,419 children were referred for services to the Department of Social Services
- 2,225 children were coordinated with the local Project Hope liaison in the public school systems.

NOTE: Selected outcome numbers may represent duplication, because a homeless child may need a variety of services and assistance. Also, some children may have entered the shelter in one fiscal year and received the service in a subsequent year.

Child Services Coordinator Grant 2010-11		
Service Provider	Location	Funding
Action in Community Through Service of Prince William, Inc.	Dumfries	\$20,833.00
Avalon: A Center for Women and Children	Williamsburg	\$6,944.00
CARITAS	Richmond	\$13,889.00
Carpenter's Shelter	Alexandria	\$6,944.00
Community Lodgings, Inc.	Alexandria	\$6,944.00
Community Touch	Bealeton	\$6,944.00
Crisis Assistance Response Emergency Shelter, Inc.	Petersburg	\$12,889.00
Doorways	Arlington	\$11,395.91
Eastern Shore Coalition Against Domestic Violence	Danville	\$6,944.00
Ecumenical Family Shelter, Inc. A.K.A. The Dwelling Place	Norfolk	\$6,944.00
Family Crisis Support Services, Inc.	Norton	\$6,944.00
Family Resource Center	Wytheville	\$6,944.00
Fauquier Family Shelter Services, Inc.	Warrenton	\$13,889.00
First Step: A Response to Domestic Violence, Inc.	Harrisonburg	\$6,944.00
ForKids, Inc.	Norfolk	\$20,833.00
Franklin County Family Resource Center	Rocky Mount	\$6,944.00
Genieve Shelter	Suffolk	\$4,580.58
Harmony Place	Front Royal	\$6,944.00
Help and Emergency Response	Portsmouth	\$11,575.00
HomeAgain	Richmond	\$13,889.00
Homestretch	Falls Church	\$20,833.00
Laurel Intervention Center for Domestic Violence	Winchester	\$6,944.00
Laurel Shelter, Inc.	Gloucester	\$6,417.00
Loudoun County Department of Family Services	Leesburg	\$6,944.00
Menchville House Ministries	Newport News	\$6,944.00
Mercy House, Inc.	Harrisonburg	\$6,944.00
New Directions Center, Inc.	Staunton	\$6,944.00
New Hope Housing, Inc.	Alexandria	\$6,944.00
Northern Virginia Family Service	Oakton	\$27,778.00
Our House Families (Formerly Community Resource Network of Chesapeake, Inc.)	Chesapeake	\$6,944.00
People Incorporated of Southwest Virginia	Abingdon	\$13,889.00
Portsmouth Area Resources Coalition, Inc.	Portsmouth	\$17,195.00

Service Provider	Location	Funding
Rappahannock Council on Domestic Violence	Fredericksburg	\$6,944.00
Rappahannock Refuge, Inc./Hope House	Fredericksburg	\$6,944.00
Response, Inc.	Woodstock	\$6,944.00
Reston Interfaith, Inc.	Reston	\$6,944.00
Salvation Army of Richmond	Richmond	\$6,944.00
Samaritan House, Inc.	Virginia Beach	\$27,778.00
Shelter for Help in Emergency	Charlottesville	\$6,944.00
Southside Center for Violence Prevention, Inc.	Crewe	\$5,405.51
Shelter House, Inc.	Falls Church	\$6,944.00
St. Joseph's Villa	Richmond	\$6,944.00
Thurman Brisben Homeless Shelter, Inc.	Fredericksburg	\$13,889.00
Transitional Housing Barn, Inc	Bristow	\$6,944.00
Transitions Family Violence Services	Hampton	\$6,944.00
Volunteers of America Chesapeake, Hilda Barg Homeless Provider	Woodbridge	\$13,889.00
Women's Resource Center of the New River Valley	Radford	\$6,944.00
YWCA of Central Virginia	Lynchburg	\$6,944.00
YWCA of Richmond	Richmond	\$6,944.00
YWCA of South Hampton Roads	Norfolk	\$13,889.00
TOTAL		\$500,000.00

State Shelter Grant and Emergency Shelter Grant

The State Shelter Grant (SSG) is a state-funded program. In 2010-11 program year, \$1,227,532 in Temporary Assistance to Needy Families (TANF) funds were allocated to supplement the \$5,160,456 in general funds available to support this program. The federal Emergency Shelter Grant (ESG) was awarded by formula to the Commonwealth by HUD through the McKinney Homeless Assistance Act. Virginia received \$1,675,621 of ESG funding in 2010-11. Providers of emergency shelter and transitional housing receive grants through the SSG and ESG programs.

The State Shelter Grant (SSG) program helps homeless families and individuals by providing state funding to emergency shelters and transitional housing facilities. The funds can be used to defray operating costs such as salary support, administration, maintenance, rent, utilities, insurance, supplies, and furnishings. SSG funds may also be used to support the delivery of essential human services addressing employment, substance abuse, education, or health needs. These services cannot duplicate or replace existing services.

Similarly, the federal Emergency Shelter Grant (ESG) program helps the homeless by providing shelter and services at emergency shelters and transitional housing facilities. Grant recipients may use funds to meet the costs of operations and limited staff costs. Local governments receiving funds may use five percent for administrative expenses.

Many grantees receive both SSG and ESG funding. However, grantees in the federal Emergency Shelter Grant (ESG) FFY 2010 entitlement cities of Norfolk, Portsmouth, Richmond, Roanoke, and Virginia Beach, and the entitlement counties of Arlington, Fairfax, and Prince William are not eligible for state-administered ESG funding. The U. S. Department of Housing and Urban Development provides funds directly to entitlement localities. The entitlement localities then make them available to emergency shelter and transitional housing providers within their jurisdictions.

In 2010-11 DHCD allocated SSG based on the number of beds available to serve the homeless (50 percent), on the shelter utilization rate (25 percent), and on the level of services provided by the shelter (25 percent). Seasonal facilities (thermal shelters) received DHCD-administered funding based on the average daily bed count prorated by the number of months the shelter was in operation. Supportive service level and utilization rate is also included in the formula.

The ESG state allocation, minus five percent for state/local government administrative costs, was allocated to sub-grantees (non-profits and units of local governments) in ESG non-entitlement localities. Sub-grantees were selected for the July 1, 2010 - June 30, 2011 program year based on a competitive application process.

Proposals were reviewed and ranked by a proposal review panel based on the following criteria:

- Need (maximum 50 points)
- Approach (maximum 25 points)
- Capacity (maximum 25 points)

Proposals needed to receive a score of at least 60 points in order to receive funding. ESG funding commitments were based on scores, request amount, and available funding.

The federally-funded ESG program provides funding to emergency shelter and transitional housing programs to support shelter maintenance, operation, essential services, and administrative funding in non-entitlement areas of Virginia.

Shelter providers receiving SSG and ESG funds served 27,855 persons through emergency, transitional, and seasonal shelters during 2010-11 program year. The table and charts to follow provide additional details on the count and

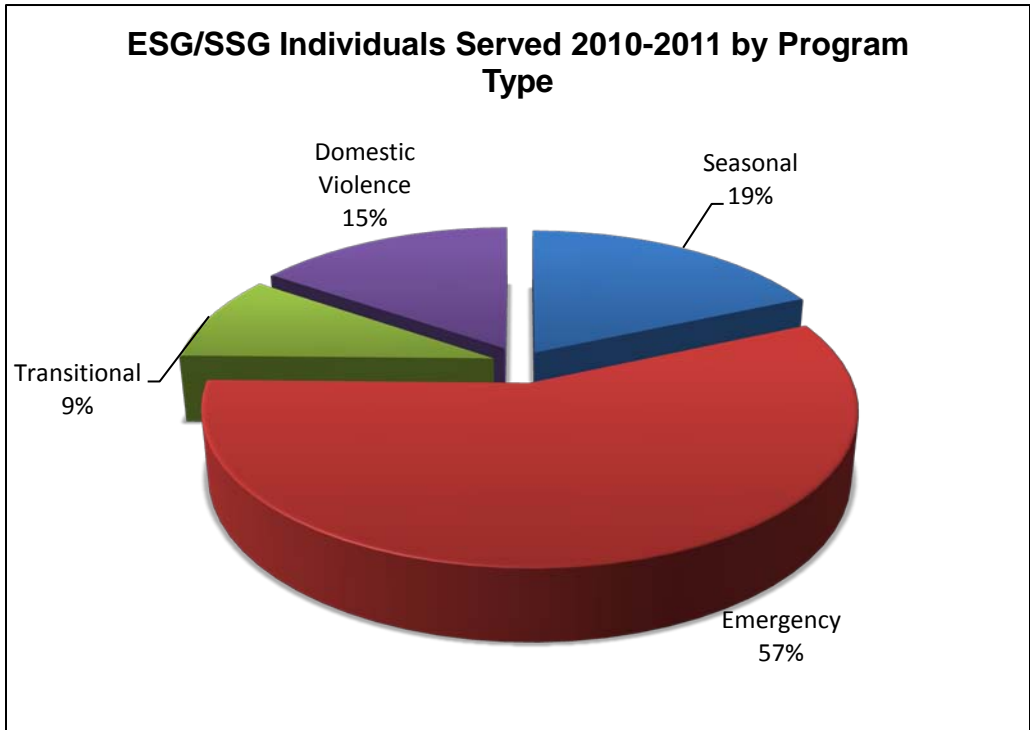
percentage distribution served by the primary types of shelters as well as by the number who could not be served.

Future Funding of SSG and ESG

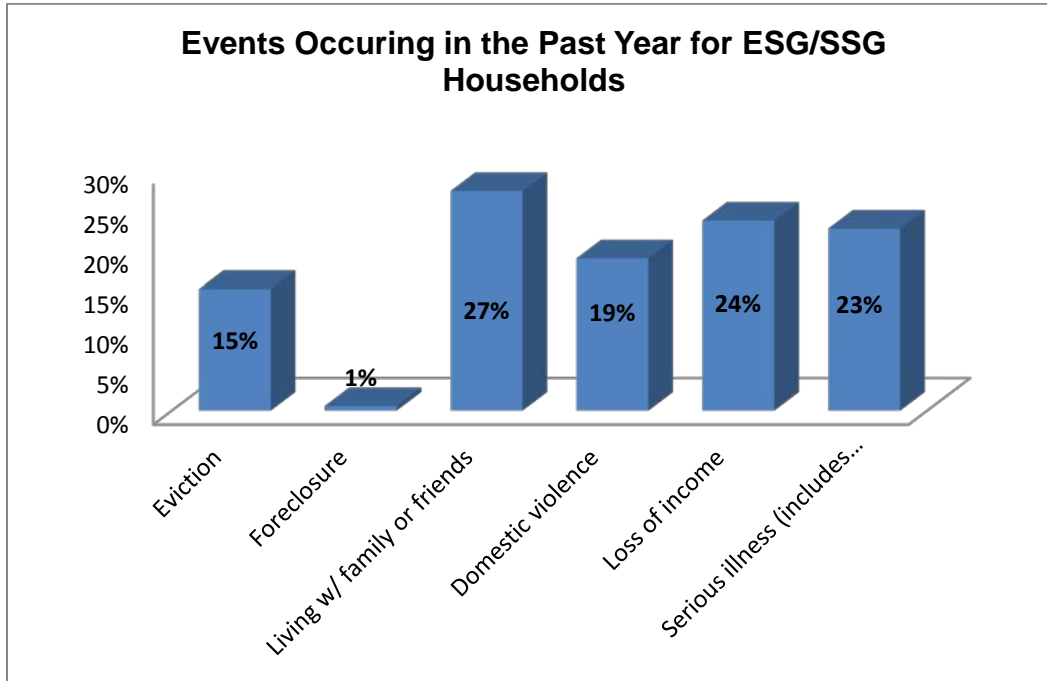
ESG will continue to be funded on a competitive basis and starting in the 2012-2013 program year it is anticipated that SSG will shift from formula-based funding to a competitive application process and will also allow for prevention and rapid re-housing activities.

Number Served

Based on data gathered from shelter providers, 57 percent, or 11,295 of the individuals served, were served in emergency shelters.



Among ESG/SSG shelters, households were most likely to have experienced living with family or friends in the year prior. In addition, a loss of income and/or serious illness, including mental health or addiction in the year prior was likely.



Note: Totals greater than 100 percent due to households being included in some cases in more than one sub-population

SHELTER GRANT FUNDING 2010-11	Location	SSG Funding	ESG Funding	
	Service Provider			
	Action in Community Through Service of Prince William, Inc.	Dumfries	\$72,542.00	n/a
	Alexandria Office On Women/Battered Women's Shelter	Alexandria	\$14,101.00	\$11,687.12
	Alexandria, City of Department of Human Services	Alexandria	\$86,351.00	\$89,473.74
	Alive, Inc.	Alexandria	\$11,748.00	n/a
	Arlington County Government	Arlington	\$35,277.00	\$49,540.00
	Arlington-Alexandria Coalition for the Homeless, Inc.	Arlington	\$43,732.00	\$45,882.00
	Avalon: A Center for Women and Children	Williamsburg	\$33,567.00	\$50,000.00
	Bedford County DSS-Domestic Violence Services	Bedford	\$8,229.00	n/a
	Bethany House of Northern Virginia, Inc.	Alexandria	\$24,964.00	n/a

Service Provider	Location	SSG Funding	ESG Funding
CARITAS	Richmond	\$130,416.00	n/a
Carpenter's Shelter	Alexandria	\$84,859.00	\$104,170.00
Catholic Charities of the Diocese of Arlington	Arlington	\$45,871.00	n/a
Choices, Council on Domestic Violence for Page County	Luray	\$25,636.00	\$24,278.75
Christian Relief Services	Alexandria	\$30,399.00	n/a
Citizens Against Family Violence	Martinsville	\$11,768.00	n/a
Clinch Valley Community Action	North Tazewell	\$42,094.96	\$12,000.00
Community Housing Partners	Christiansburg	\$27,321.27	\$45,000.00
Community Lodgings, Inc.	Alexandria	\$43,621.00	\$35,000.00
Community Touch, Inc.	Bealeton	\$38,402.00	n/a
Community Transitional Housing Program	Front Royal	\$9,621.84	n/a
Crisis Assistance Response Emergency Shelter, Inc.	Petersburg	\$17,407.00	n/a
Crossroads Shelter, Inc.	Wytheville	\$22,105.00	\$48,326.05
Culpeper Community Development Corporation	Culpeper	\$16,295.00	n/a
The Daily Planet	Richmond	\$22,095.00	n/a
Doorways	Arlington	\$30,483.00	\$100,000.00
Eastern Shore Coalition Against Domestic Violence	Onancock	\$15,283.76	n/a
Ecumenical Family Shelter, Inc.	Norfolk	\$48,809.00	n/a
Family Crisis Support Services, Inc.	Norton	\$50,640.00	\$48,215.00
Family Resource Center	Wytheville	\$24,236.99	n/a
Fauquier Family Shelter Services, Inc.	Warrenton	\$133,821.00	n/a
First Step: A Response to Domestic Violence, Inc.	Harrisonburg	\$14,967.00	\$17,500.00
ForKids, Inc.	Norfolk	\$97,505.00	\$50,000.00
Franklin County Family Resource Center	Rocky Mount	\$19,074.00	n/a
Freedom House	Richmond	\$46,055.00	n/a
Genieve Shelter	Suffolk	\$15,814.00	n/a
Good Shepherd Alliance, Inc.	Sterling	\$27,067.00	\$53,662.00
Greater Orange Community Development Corp.	Orange	\$39,088.29	n/a
Hampton Ecumenical Lodgings and Provisions, Inc.	Hampton	\$83,848.00	n/a
Hampton-Newport News Community Services Board	Newport News	\$10,006.00	\$6,482.72
Harmony Place	Front Royal	\$35,460.00	\$23,970.00
Hanover Safe Place (Hanover Domestic Violence Task Force)	Ashland	\$7,830.00	\$26,268.00

Service Provider	Location	SSG Funding	ESG Funding
Harrisonburg/Rockingham Area Thermal Shelter	Harrisonburg	\$7,805.00	\$5,645.00
The Haven Shelter and Services, Inc.	Warsaw	\$14,451.00	n/a
The Healing Place	Richmond	\$228,029.00	n/a
Help and Emergency Response	Portsmouth	\$29,348.83	n/a
Hilliard House	Richmond	\$27,348.00	n/a
HomeAgain (formerly Emergency Shelter, Inc.)	Richmond	\$132,883.00	n/a
Homestretch	Falls Church	\$246,887.86	n/a
Hope House of Scott County	Gate City	\$12,625.42	n/a
Hostel of the Good Shepherd	Galax	\$11,601.00	n/a
Laurel Intervention Center for Domestic and Sexual Violence	Winchester	\$14,537.00	\$20,779.94
Laurel Shelter, Inc.	Gloucester	\$15,863.79	\$12,000.00
LINK of Hampton Roads, Inc.	Newport News	\$45,958.00	n/a
Loudoun Citizens for Social Justice/LAWS	Leesburg	\$20,233.00	n/a
Loudoun County Department of Family Services	Leesburg	\$43,844.00	\$40,000.00
Lynchburg Community Action Group, Inc.	Lynchburg	\$24,781.00	n/a
Menchville House Ministries, Inc.	Newport News	\$36,204.00	n/a
Mercy House, Inc.	Harrisonburg	\$61,286.00	\$50,000.00
Micah Ecumenical Ministries		\$10,888.00	\$62,533.51
Miriam's House, Inc.	Lynchburg	\$25,196.00	n/a
Monticello Area Community Action Agency	Charlottesville	\$13,667.00	n/a
New Directions Center, Inc.	Staunton	\$15,881.01	n/a
New Hope Housing, Inc.	Alexandria	\$175,468.00	n/a
New River Family Shelter	Christiansburg	\$22,972.00	\$18,500.00
Northern Virginia Family Service	Woodbridge	\$78,954.04	\$100,000.00
Our House Families	Chesapeake	\$9,515.00	n/a
People and Congregations Engaged in Ministry	Charlottesville	\$26,596.00	\$12,000.00
People Incorporated of Southwest Virginia	Abingdon	\$117,543.00	\$50,000.00
Portsmouth Area Resources Coalition, Inc.	Portsmouth	\$24,455.00	\$34,560.43
Portsmouth Volunteers for the Homeless, Inc.	Portsmouth	\$46,392.00	n/a
Prince William County Department of Social Services	Manassas	\$20,623.00	n/a
Prince William County Office of Housing and Community Development	Woodbridge	\$24,370.00	n/a
Project Horizon, Inc.	Lexington	\$12,657.00	n/a

Service Provider	Location	SSG Funding	ESG Funding
Rappahannock Council on Domestic Violence	Fredericksburg	\$19,811.00	\$12,899.15
Rappahannock Refuge, Inc./Hope House	Fredericksburg	\$37,194.00	n/a
Region Ten Community Services Board	Charlottesville	\$4,716.00	n/a
Response, Inc.	Woodstock	\$22,305.00	n/a
Reston Interfaith, Inc.	Reston	\$80,147.00	n/a
Roanoke Valley Interfaith Hospitality Network	Salem	\$12,501.50	n/a
Safehome Systems, Inc.	Covington	\$11,399.00	n/a
Salvation Army of Alexandria	Alexandria	\$7,675.00	\$14,198.20
Salvation Army of Charlottesville	Charlottesville	\$92,226.00	n/a
Salvation Army of Harrisonburg	Harrisonburg	\$57,154.00	n/a
Salvation Army of Lynchburg	Lynchburg	\$56,982.00	n/a
Salvation Army of Norfolk (Tidewater Area Command)	Norfolk	\$31,159.00	n/a
Salvation Army of Petersburg	Petersburg	\$38,698.00	\$16,222.40
Salvation Army of Richmond	Richmond	\$48,097.43	n/a
Salvation Army of Roanoke	Roanoke	\$120,272.00	n/a
Salvation Army of Williamsburg	Williamsburg	\$49,398.00	n/a
Salvation Army of Winchester	Winchester	\$43,084.00	n/a
Salvation Army Peninsula Command	Hampton	\$35,636.00	n/a
Samaritan House, Inc.	Virginia Beach	\$108,805.00	n/a
Services to Abused Families, Inc.	Culpeper	\$22,632.00	n/a
Shelter for Help in Emergency	Charlottesville	\$23,604.15	n/a
Shelter House, Inc.	Falls Church	\$122,204.00	n/a
Shenandoah Alliance for Shelter	Maurer Town	\$13,860.00	\$19,937.90
St. Joseph's Villa	Richmond	\$57,798.00	\$40,000.00
Southside Center for Violence Prevention	Crewe	\$14,400.00	n/a
Thurman Brisben Homeless Shelter, Inc.	Fredericksburg	\$76,486.00	\$50,000.00
Total Action Against Poverty	Roanoke	\$41,459.00	n/a
Transitional Housing Barn, Inc	Bristow	\$33,733.00	n/a
Transitions Family Violence Services	Hampton	\$48,630.99	\$44,000.00
Trust - Roanoke Valley Trouble Center	Roanoke	\$23,491.20	n/a
Virginia Beach Community Development Corporation	Virginia Beach	\$120,445.00	n/a
Volunteers of America Chesapeake, Inc. Arlington Residential Program Center	Arlington	\$54,698.00	\$42,379.20

Service Provider	Location	SSG Funding	ESG Funding
Volunteers of America Chesapeake, Bailey's Crossroads Shelter	Falls Church	\$63,137.00	n/a
Volunteers of America Chesapeake, Hilda Barg Homeless Prevention Center	Woodbridge	\$28,802.00	n/a
Volunteers of America Chesapeake, Virginia Beach Lighthouse	Virginia Beach	\$41,487.00	n/a
Women's Resource Center of the New River Valley	Radford	\$48,203.00	\$87,000.00
YWCA of Central Virginia	Lynchburg	\$26,309.00	n/a
YWCA of Richmond	Richmond	\$33,841.00	n/a
YWCA of the Roanoke Valley	Roanoke	\$30,228.00	n/a
YWCA of South Hampton Roads	Norfolk	\$48,258.00	n/a
TOTAL		\$5,048,230.33	\$1,574,111.11

Homeless Services Pilot Program (HSPP)

The Virginia Department of Housing and Community Development (DHCD) has allocated \$350,000 for a Homeless Services Pilot Program (HSPP) to explore and research alternatives to the traditional shelter model for homeless services. Four programs were selected to participate in the pilot program based on their current models of service. They are: Adopt-A-Family Transitional Housing Program at Arlington-Alexandria Coalition for the Homeless; Transitional Housing Program at Doorways; Transitional Housing Program at Good Shepherd Housing Foundation; and, Transitional Housing Program at Northern Virginia Family Services. These programs will receive funding through the Homeless Services Pilot Program in lieu of funding through the State Shelter Grant (SSG).

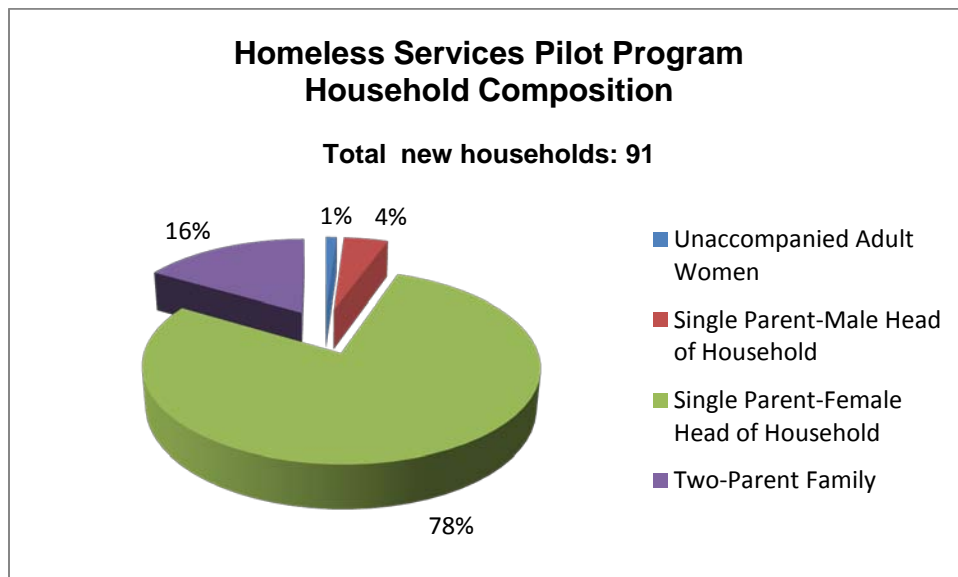
The goal of the Homeless Services Pilot Program is to assist homeless families and individuals by providing financial support, technical assistance and training opportunities to organizations that provide services and support through the operation of best practice models, such as transition-in-place and rapid re-housing models, rather than traditional emergency shelters and transitional housing facilities. Transition-in-place and rapid re-housing are proven methods that increase the number of individuals rapidly moving from homelessness to housing by providing transitional services to them in their new homes and maintaining a connection to landlords to ensure that individuals and families remain in their homes.

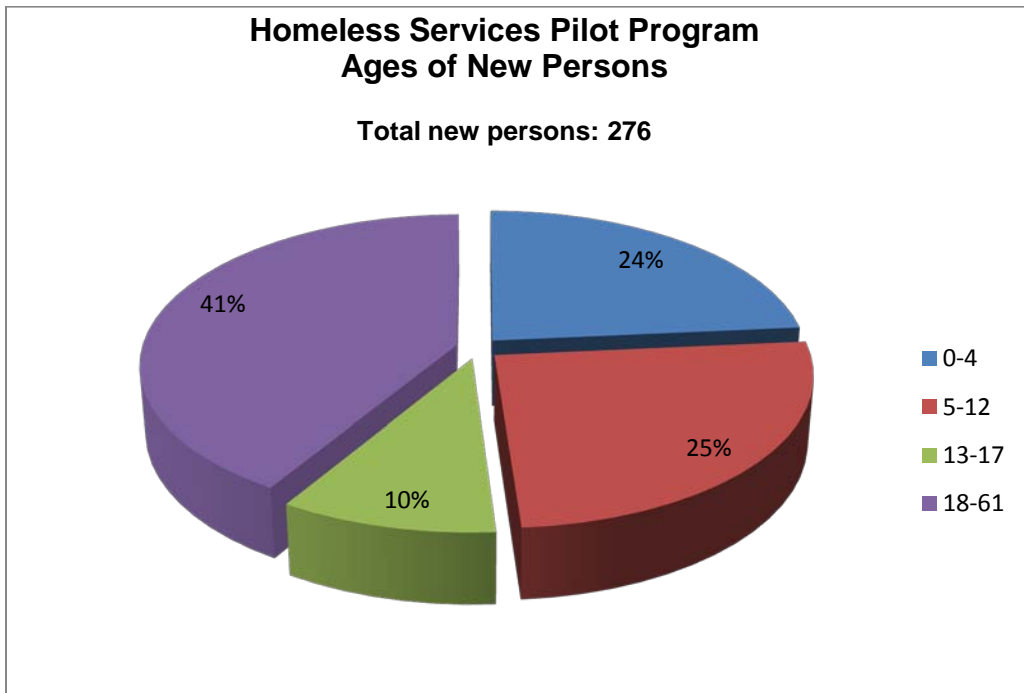
HOMELESS SERVICES PILOT PROGRAM FUNDING 2010-11		
Service Provider	Location	Funding
Arlington-Alexandria Coalition for the Homeless: Adopt-A-Family Transitional Housing Program	Arlington	\$170,000.00
Doorways: Transitional Housing Program	Arlington	\$90,947.06
Good Shepherd Housing Foundation: Transitional Housing Program	Woodbridge	\$28,000.00
Northern VA Family Services: Transitional Housing Program	Oakton	\$61,052.94

Numbers Served

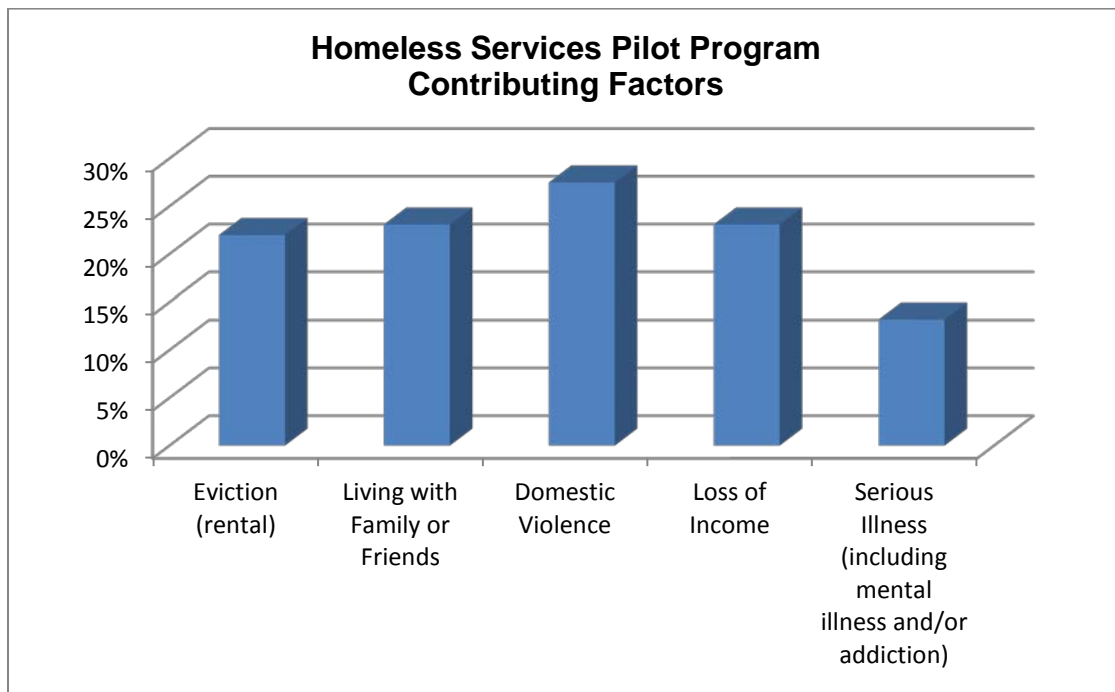
The Homeless Services Pilot Program used \$350,000 in state general funds to provide transition-in-place funding to serve 276 individuals across 91 households.

Of the individuals served, 78 percent were single parent-female head of household, followed by two-parent families at 16 percent. Among all individuals, children 12 and under made up 49 percent of the population. No individuals age 62 or older were served.



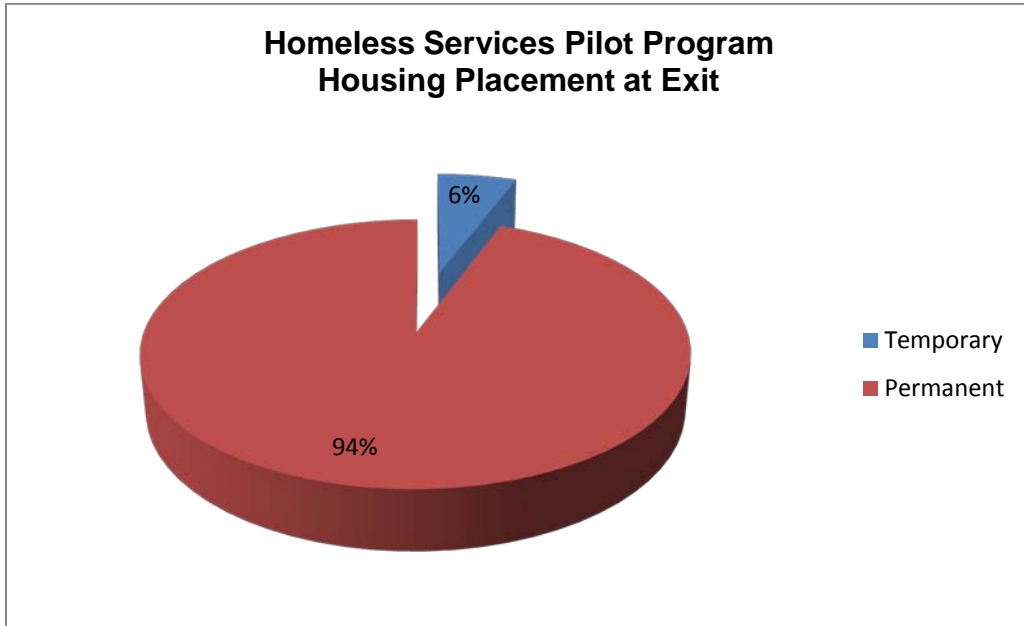


A variety of factors that are fairly evenly distributed were contributing factors of reasons households entered in the program.



Note: Totals greater than 100 percent due to households being included in some cases in more than one sub-population

The vast majority of households were placed in permanent housing after exiting the program. Among permanent housing placements, 76 percent were placed into market rental units.



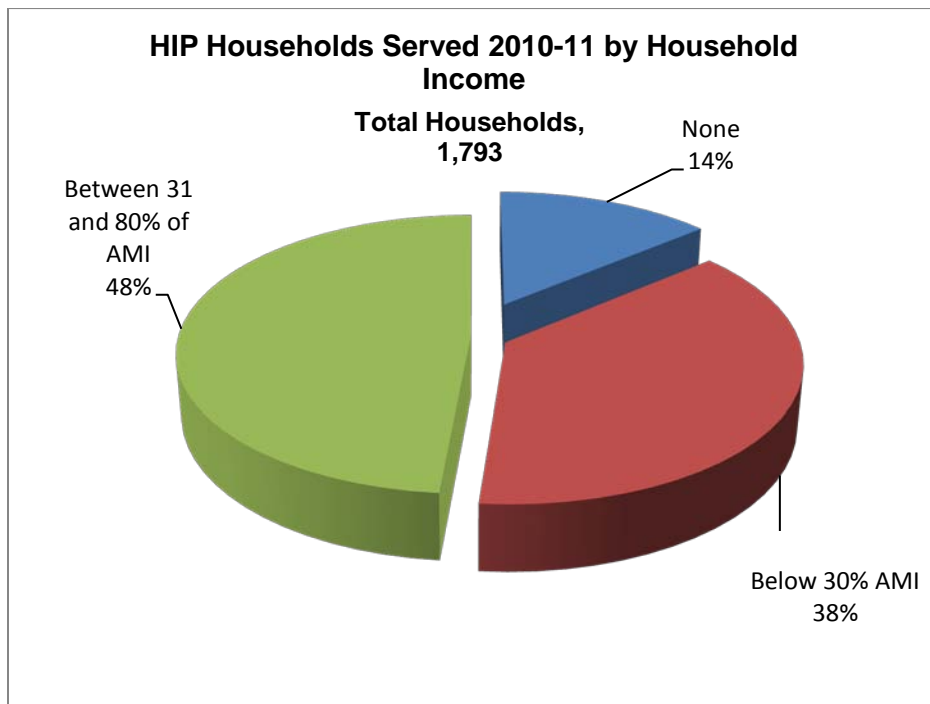
Homeless Intervention Program (HIP)

The purpose of the HIP program is to prevent homelessness through providing short-term rental, mortgage, and/or deposit assistance, housing counseling, and financial management skills to low income individuals and families who are experiencing a housing crisis.

Through this program, \$4,650,000 in State general funds were distributed by DHCD to 26 grantees (local governments or non-profits) to ensure that HIP assistance and services are available to citizens in every jurisdiction in Virginia.

During the 2010-11 program year, the HIP program provided financial assistance to 1,793 households (4,612 individuals).

All households served had household incomes below 80 percent area median income. More than half (51 percent) of households served had incomes at or below 30 percent area median income. Fourteen percent or 248 households had no income, as compared to eight percent in the previous year.



Homeless Intervention Program 2010-11		
Service Provider	Location	Funding
Appalachian Community Action & Development Agency Inc.	Gate City	\$115,000.00
Alexandria, City of Department of Human Services	Alexandria	\$246,000.00
Culpeper Community Development Corporation	Culpeper	\$143,047.00
Accomack-Northampton Regional Housing Authority	Accomack	\$99,277.00
Hampton Department of Social Services	Hampton	\$163,197.00
HOPE, Inc.	Wytheville	\$178,529.00
HOPE Community Services, Inc.	Farmville	\$106,196.00
Improvement Association	Emporia	\$112,337.00
James City County OHCD	Williamsburg	\$149,231.00
Loudoun County Department of Family Services	Leesburg	\$229,613.00
Lynchburg Community Action Group, Inc.	Lynchburg	\$122,917.00
Mercy House	Harrisonburg	\$130,000.00
New River Community Action, Inc.	Radford	\$175,450.00
Northern Virginia Family Service	Woodbridge	\$374,475.00
Office of Human Affairs	Newport News	\$106,803.00
People Incorporated of Southwest Virginia	Abingdon	\$103,500.00
The Planning Council	Norfolk	\$390,211.00
Prince William Department of Social Services	Prince William	\$280,102.00
Quin Rivers Agency for Community Action	Quinton	\$378,497.00
Salvation Army of Charlottesville	Charlottesville	\$116,956.00
Salvation Army of Winchester	Winchester	\$90,824.00
STEP	Rocky Mount	\$116,853.00
Total Action Against Poverty	Roanoke	\$208,470.00
Tri-County Community Action Agency	South Boston	\$132,420.00
Virginia Supportive Housing	Richmond	\$200,000.00
Waynesboro RHA	Waynesboro	\$99,095.00
TOTAL		\$4,572,364.36

Housing Opportunities for Persons with AIDS (HOPWA)

The 2010-11 HOPWA program was administered through nine project sponsors across the state of Virginia. These project sponsors served a total of 281 individuals with HIV/AIDS who received:

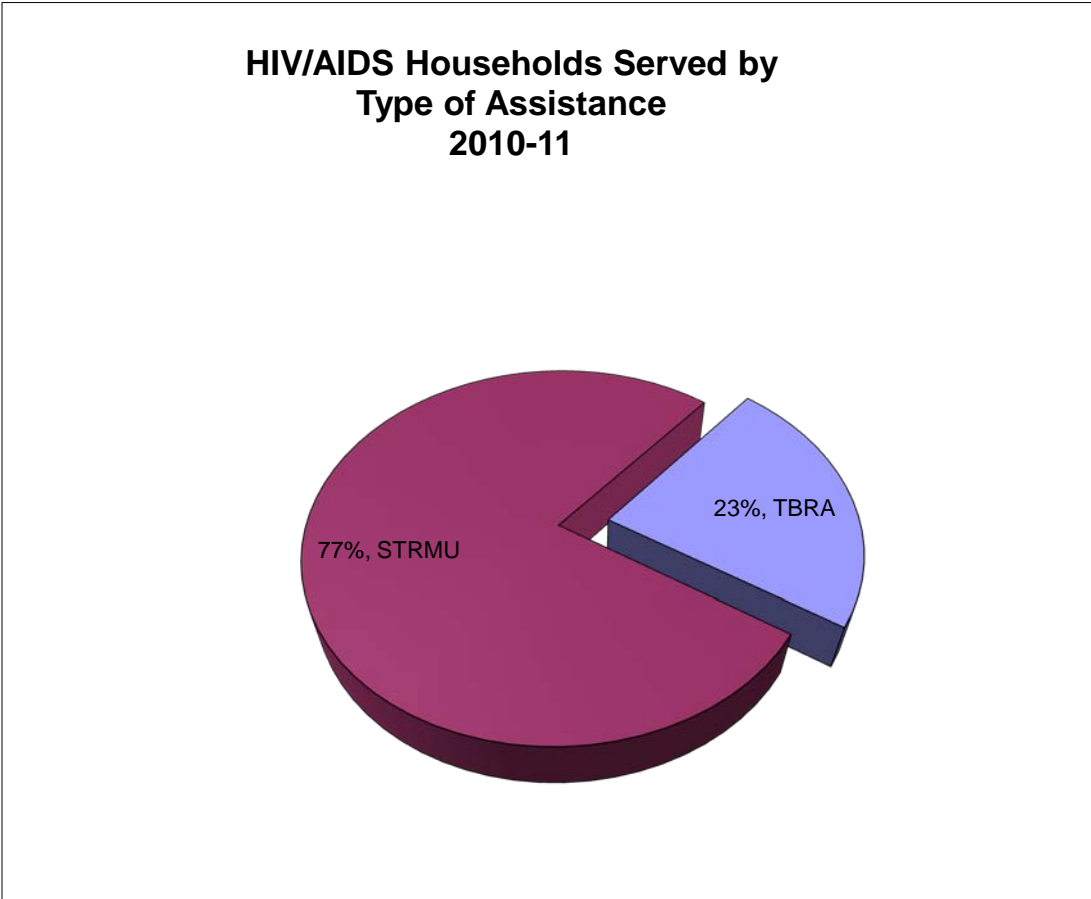
- Short-term rent, utility, and mortgage assistance (STRUM);
- Tenant-based rental assistance (TBRA); and
- Supportive services, including permanent housing placement.

Emergency housing continues to present challenges for persons living with HIV or AIDS. Compared to suburban and urban counterparts, homeless shelters are not as readily accessible in rural areas, and those programs available are frequently open only to targeted homeless populations, such as victims of domestic violence or those with a physical or mental disability. In addition, consumers may not be able to satisfy programming requirements for employment and/or job training.

2010-11 HOPWA Project Sponsors				
Sub-grantee (Project Sponsor)	Service Area(s)	Housing Activities	Supportive Services	Amount
Eastern Shore Health District	Counties of Accomack and Northampton	<ul style="list-style-type: none"> • Short-term rent, utility and mortgage payments • Tenant-based rental assistance 	<ul style="list-style-type: none"> • Case Management 	\$2,430.53
Blue Ridge AIDS Support Services, Inc. (BRASS)	Counties of Roanoke, Botetourt, Craig, Alleghany, Montgomery, Pulaski, Giles and Floyd and Cities of Roanoke, Salem, Covington and Radford.	<ul style="list-style-type: none"> • Tenant-based rental assistance 	<ul style="list-style-type: none"> • Case Management 	\$119,596.78
Lynchburg Community Action Group, inc.	Counties of Appomattox, Amherst, Bedford, Prince Edward, Charlotte, and Campbell and Cities of Lynchburg and Bedford	<ul style="list-style-type: none"> • Short-term rent, utility and mortgage payments • Tenant-based rental assistance 	<ul style="list-style-type: none"> • Case management • Transportation • Food/food bank • Support Group 	\$56,623.09
AIDS Response Effort, Inc.	Counties of Shenandoah, Page and Frederick and City of Winchester	<ul style="list-style-type: none"> • Short-term rent, utility and mortgage payments • Tenant-based rental assistance • Permanent housing Placement 	<ul style="list-style-type: none"> • Case management • Food/food bank 	\$71,176
AIDS/HIV Services Group	Counties of Albemarle, Greene, Nelson and Fluvanna and the City of Charlottesville	<ul style="list-style-type: none"> • Short-term rent, utility and mortgage payments • Tenant-based rental assistance 	<ul style="list-style-type: none"> • Case management 	\$133,992.67
Fredericksburg Area HIV/AIDS Support Services	Counties of King George, Madison, Orange, Rappahannock, Westmoreland, and Culpeper	<ul style="list-style-type: none"> • Tenant-based rental assistance • Short-term rent, utility and mortgage payments • Permanent housing Placement 	<ul style="list-style-type: none"> • Case management • Transportation 	\$96,427.00
Valley AIDS Network	Counties of Rockingham, Bath, Rockbridge, Augusta, Highland, Page and Shenandoah and the Cities of	<ul style="list-style-type: none"> • Short-term rent, utility and mortgage payments • Tenant-based rental 	<ul style="list-style-type: none"> • Case management 	\$64,788.68

2010-11 HOPWA Project Sponsors				
Sub-grantee (Project Sponsor)	Service Area(s)	Housing Activities	Supportive Services	Amount
	Lexington, Staunton, Waynesboro, and Harrisonburg	<ul style="list-style-type: none"> assistance Permanent housing placement 		
Piedmont Community Services	Counties of Henry, Patrick and Franklin, Stuart and City of Martinsville	<ul style="list-style-type: none"> Short-term, emergency rental assistance Tenant-based rental assistance Permanent housing placement 	<ul style="list-style-type: none"> Transportation Food/food bank Support group Case Management Substance Abuse Counseling 	\$46,458.00
Pittsylvania Community Action Inc.	Pittsylvania, Danville	<ul style="list-style-type: none"> Tenant-based rental assistance Short-term rent, utility and mortgage payments 	<ul style="list-style-type: none"> Case Management 	\$86,645.64

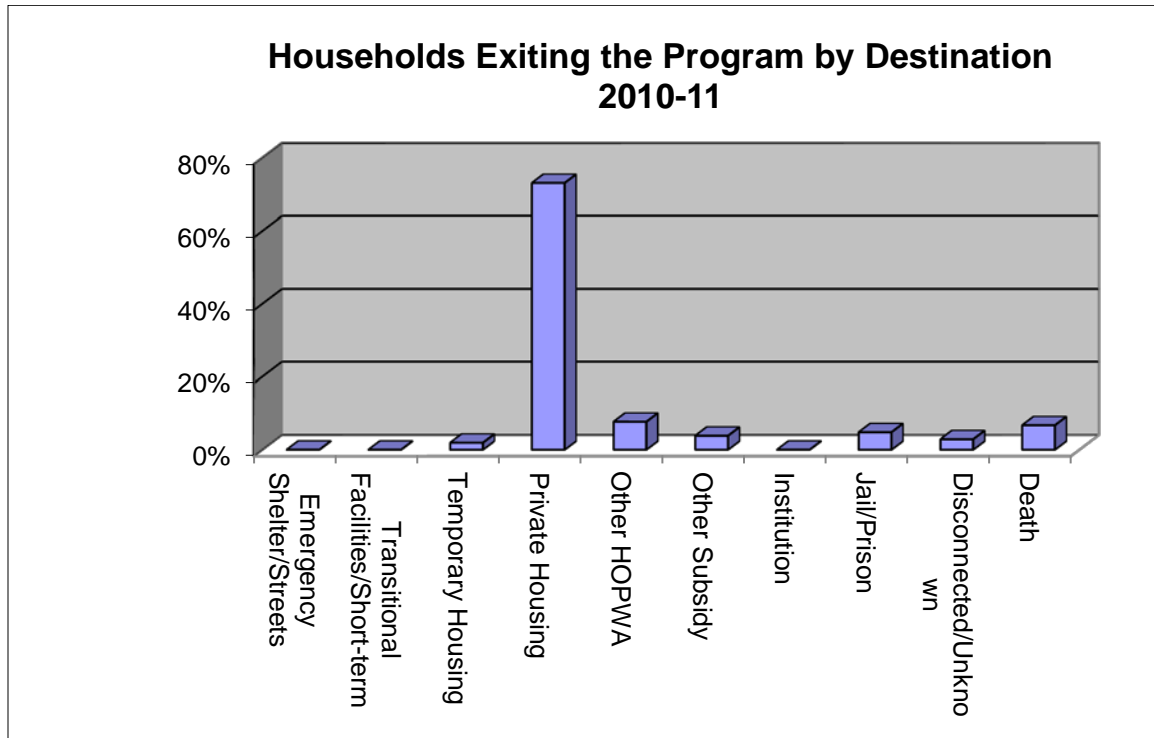
Twenty-three percent of all households served were assisted with tenant-based rental assistance (TBRA) and 77 percent of households were assisted short-term rent, mortgage, and utility assistance (STRMU).



Source: 2010-11 HOPWA CAPER

A total of 104 households* exited the state HOPWA program during the program year. Eighty-five percent of the households exited the program to stable/permanent housing.

**In addition to 84 exiting households, 65 households were designated as likely to continue with TBRA and 124 households as likely to continue with STRMU assistance in the following program year.*



Source: 2010-11 HOPWA CAPER

Conclusion

During the 2010-11 program year DHCD administered approximately \$14.6 million (amount does not include carry over funds from previous years or HPRP stimulus funds) for homeless services through grants and allocations to non-profits and units of local government across the state of Virginia. This included over \$10.6 million in state general funds that leverage an additional \$4 million in federal funds to address the critical needs of homelessness in the Commonwealth.

Funds were fully utilized in the administration and leveraging of the state's core homeless service programs:

- Child Care for Homeless Children Program (CCHCP)
- Child Services Coordinator Grant (CSCG)
- Emergency Shelter Grant (ESG)
- State Shelter Grant (SSG)
- Homeless Services Pilot Program (HSPP)
- Homeless Intervention Program (HIP)
- Housing Opportunities for Person with AIDS (HOPWA)

In this past program year, sub-grantees reported increases in needs for homeless assistance and prevention. While the economy has begun to show signs of recovery, the Department anticipates high levels of needs in the coming year as employment lags and individuals and families continue to struggle.